

ASCO[®] TODAY

Over 2000 of today's most popular products



www.ascovalve.com


EMERSON
Industrial Automation



Delivery, Quality, and Value are ASCO's commitment to you. The ASCO Today program features a range of flow control products and accessories available for shipment the same day you order them. **ASCO guarantees* to ship any order received before 3 PM EST for up to 25 pieces per product from this catalog the same day or ASCO pays the shipping costs.** Orders entered after 3 PM EST will ship the following business day. (Saturdays, Sundays, and Holidays are excluded.) Orders for same day shipment cannot be cancelled or adjusted once entered.

The products listed in this catalog provide the performance required for a variety of system and process applications including boiler, air handling, process control, and water and steam control. The control voltages available for each product are the primary voltages used in industrial and commercial applications today. We are committed to providing you with an unmatched level of customer service, quality, and reliability. The performance information shown is abbreviated to allow for easy selection of ASCO Today delivery products. If you cannot find the product you need or if you need more detailed specifications, visit www.ascovalve.com, or call 800-972-2726.

How to Order

Find the valve that you are looking for in the provided tables.

The tables provide information on the following characteristics to help in making your choice:

- Pipe Size
- Orifice Size
- Cv Flow
- Operating Pressure Differential
- Maximum Fluid Temperature
- ASCO Catalog Number (for reference only)
- Body Material
- Seal Material
- Coil Voltage
- Coil Wattage
- Approvals

Pipe Size (in)	Orifice (in)	Cv Flow	Operating Pressure Differential (psi)				Max. Fluid Temp. °F	Valve Catalog Number	Body Material	Sealing Material	Voltage	Valve Order Code	Wattage	Approvals		Rebuild Kit Order Code	Replacement Coil Order Code	Approx. Shipping Weight (lbs.)
			Min.	Max.										UL	FM			
				Air	Water	Light Oil												
2/2 Normally Closed																		
1/2	5/8	4	0	150	150	-	180	8210G094	BR	NBR	120/60,110/50	20229	10.1	○	-	302272	238610-032-D*	3.2

① Valve Order Code

When ordering a Valve Product, simply supply the **Valve Order Code** located in the table. **Example: 20229**

② Rebuild Kit Order Code

When ordering a Rebuild Kit for a valve, supply the **Rebuild Kit Order Code** located in the table. **Example: 302272**

③ Replacement Coil Order Code

If a replacement coil is needed for a valve, supply the **Replacement Coil Order Code** located in the table. **Example: 238610-032-D***

When ordering products other than solenoid valves, please supply the Order Code located in each table.

Solenoid valves with DC voltages have been highlighted to simplify product evaluation.

Definitions of symbols and abbreviations can be found on page 30 & 31 of this catalog.

CAUTION: Users should consult www.ascovalve.com or Catalog 35 to see complete specifications for the product selected from this catalog.

⚠WARNING: Improper selection or use of products and related items in this catalog can cause death, serious injury, or property damage.


*As industry requirements change, ASCO reserves the right to modify the contents of this catalog and program parameters without notification. Updates on this program can be obtained from the ASCO website www.ascovalve.com or by calling 800-972-2726, or by contacting your local ASCO representative or distributor and referencing the ASCO Today program.

Table of Contents

<ul style="list-style-type: none"> • General Service <ul style="list-style-type: none"> 2-Way Normally Closed 2-7 2-Way Normally Open 8 2-Way Slow Closing 11 3-Way Normally Closed 12-15 3-Way Normally Open 12-15 3-Way Universal 12-15 4-Way Inline 16-17 4-Way NAMUR 17 • Plastic Body <ul style="list-style-type: none"> 2-Way Normally Closed 4 3-Way Normally Closed 14 • Air Operated <ul style="list-style-type: none"> 2-Way Angle Body Piston 9 2-Way Normally Closed 9 3-Way Normally Closed 9 • Hot Water/Steam <ul style="list-style-type: none"> 2-Way Normally Closed 10 2-Way Normally Open 11 2-Way Slow Closing 11 • Cryogenic <ul style="list-style-type: none"> 2-Way Normally Closed 11 • Group Mount <ul style="list-style-type: none"> 2-Way Normally Closed 18 3-Way Normally Closed 18 4-Way Inline 18 • ISO Pneumatic <ul style="list-style-type: none"> 4-Way Pad Mount 18 • Intrinsically Safe <ul style="list-style-type: none"> 3-Way Normally Closed 19 3-Way Universal 19 4-Way Inline 19 • Low Power <ul style="list-style-type: none"> 3-Way Normally Closed 19 3-Way Universal 19 4-Way Inline 19 	<ul style="list-style-type: none"> • Offshore/Harsh Environment Valves <ul style="list-style-type: none"> 3-Way Normally Closed 20 3-Way Normally Open 20 3-Way Universal 20 • Combustion <ul style="list-style-type: none"> Fuel Gas <ul style="list-style-type: none"> 2-Way Normally Open 21 2-Way Normally Closed 21, 23 2-Way Manual Reset 21 Electro-Hydraulic 21-22 Cable Release 22 Fuel Oil <ul style="list-style-type: none"> 2 & 3-Way Normally Closed 22 • Manual Reset <ul style="list-style-type: none"> 3-Way Universal 24 3-Way Low Power 24 • Dust Collector <ul style="list-style-type: none"> 2-Way Pulse Valves 24 2-Way Remote Pilot Valves 24 • Miniature Valves <ul style="list-style-type: none"> 2-Way Normally Closed 25 3-Way Universal 25 • Pressure/Temperature Switch <ul style="list-style-type: none"> H Series 26 P Series 27-28 S Series 28 Accessories 28 • Accessories <ul style="list-style-type: none"> Adjustable Flow Control 29 Pipe Line Strainers 29 Quick Exhaust/Shuttle Valves 29 Check Valves 29 Din Connectors 30 Electronic Timer 30 Mufflers 30 • Prefix and Suffix Definitions 30 • Coil Temperature Ratings 31 • Abbreviation Descriptions 31
---	--

Two-way (2/2) general service solenoid valves have one inlet port and one outlet port.

- Control of air, water, light oil, and non-corrosive media
- Normally closed (opens when energized) and normally open (closes when energized) operation
- Size range of 1/8" to 3"



General Service - 2/2 Normally Closed 1/8"

Pipe Size (in)	Orifice (in)	Cv Flow	Operating Pressure Differential (psi)				Max. Fluid Temp. °F	Valve Catalog Number	Body Material	Sealing Material	Voltage	Valve Order Code	Wattage	Approvals		Rebuild Kit Order Code	Replacement Coil Order Code	Approx. Shipping Weight (lbs.)
			Min.	Air	Water	Light Oil								UL	FM			
2/2 Normally Closed																		
1/8	3/64	0.06	0	750	750	725	180	8262H001	BR	NBR	120/60,110/50	21959	6.1	○	○	323581	238210-032-D*	2.3
		0.06	0	750	750	725	180	8262H001	BR	NBR	240/60,220/50	22056	6.1	○	○	323581	238210-058-D*	2.3
	1/16	0.08	0	220	220	220	180	SC8256A002V	BR	FKM	24/DC	21833	6.9	□	-	-	400125-142-*	0.5
		0.08	0	220	220	220	180	U8256A002V	BR	FKM	24/DC	21834	6.9	□	-	-	400125-142-D*	0.5
	3/32	0.21	0	370	330	190	180	8262H014	BR	NBR	120/60,110/50	21972	6.1	○	○	323581	238210-032-D*	2.3
			0	370	330	190	180	EF8262H014	BR	NBR	120/60,110/50	21973	6.1	○	○	323581	238214-032-D*	2.3
		0.21	0	235	160	160	180	8262H014	BR	NBR	24/DC	21975	10.6	○	○	323557	238310-006-D*	2.3
			0	235	160	160	180	8262H014	BR	NBR	12/DC	21974	10.6	○	○	323557	238310-004-D*	2.3
	7/64	0.19	0	135	126	80	180	SC8256B045V	BR	FKM	120/60, 110/50	21836	6.3	□	-	-	400125-225-*	0.6
			0	63	63	63	180	U8256B045V	BR	FKM	24/DC	21844	6.9	□	-	-	400125-142-D*	0.6
		0.19	0	135	126	80	180	U8256B045V	BR	FKM	120/60	21843	6.3	□	-	-	400125-225-D*	0.6
			0	135	126	80	180	U8256B046V	SS	FKM	120/60, 110/50	21838	6.3	□	-	-	400125-225-*	0.6
	1/8	0.35	0	185	180	120	180	OPSF8262H002	BR	NBR	120/60,110/50	22064	6.1	○	○	325145	238212-032-*	2.3
			0	185	180	120	180	8262H002	BR	NBR	120/60,110/50	21960	6.1	○	○	3235145	238210-032-D*	2.3
			0	185	180	120	180	8262H002	BR	NBR	24/60	21965	6.1	○	○	3235145	238210-005-D*	2.3
			0	185	180	120	180	8262H002	BR	NBR	240/60,220/50	21963	6.1	○	○	3235145	238210-058-D*	2.3
			0	185	180	120	180	8262H002	BR	NBR	480/60,440/50	21964	6.1	○	○	3235145	238210-088-D*	2.3
			0	185	180	120	180	EF8262H002	BR	NBR	120/60,110/50	21962	6.1	○	○	3235145	238214-032-D*	2.3
			0	185	180	120	180	8262H002V	BR	FKM	120/60,110/50	21961	6.1	○	○	323581-V	238210-032-D*	2.3
			0	130	110	95	180	8262H002	BR	NBR	12/DC	21966	10.6	○	○	323587	238310-006-D*	2.3
0			130	110	95	180	8262H002	BR	NBR	24/DC	21967	10.6	○	○	323587	238310-004-D*	2.3	
0	155	180	140	180	8262H006	SS	NBR	120/60,110/50	21968	6.1	○	○	323583	238210-032-D*	2.3			

General Service - 2/2 Normally Closed 1/4"

Pipe Size (in)	Orifice (in)	Cv Flow	Operating Pressure Differential (psi)				Max. Fluid Temp. °F	Valve Catalog Number	Body Material	Sealing Material	Voltage	Valve Order Code	Wattage	Approvals		Rebuild Kit Order Code	Replacement Coil Order Code	Approx. Shipping Weight (lbs.)		
			Min.	Max.										UL	FM					
				Air	Water	Light Oil														
2/2 Normally Closed																				
1/4	3/64	0.06	0	750	750	725	180	8262H019	BR	NBR	120/60,110/50	21976	6.1	○	○	323581	238210-032-D*	2.3		
		0.06	0	750	640	550	180	8262H019	BR	NBR	24/DC	22057	10.6	○	○	323587	238310-006-D*	2.3		
		0.06	0	750	750	725	180	8262H080	SS	NBR	120/60,110/50	21992	6.1	○	○	323583	238210-032-D*	2.3		
		0.06	0	1500	1500	1500	140	8262H200	BR	UR	120/60,110/50	22037	10.1	●	-	323593-W	238610-032-D*	2.4		
		0.06	0	1500	1500	1500	140	SC8262H200	BR	UR	120/60,110/50	22059	10.1	●	-	323593-W	238612-032-*	2.4		
	3/32	0.21	0	235	160	160	180	8262H086	SS	NBR	24/DC	22062	10.6	○	○	323587	238310-006-D*	2.3		
		0.21	0	370	330	160	180	8262H020	BR	NBR	120/60,110/50	21977	6.1	○	○	323581	238210-032-D*	2.3		
		0.21	0	235	160	160	180	8262H020	BR	NBR	24/DC	21979	10.6	○	○	323587	238310-006-D*	2.3		
		0.21	0	235	160	160	180	8262H020	BR	NBR	12/DC	21978	10.6	○	○	323587	238310-004-D*	2.3		
		0.21	0	500	350	270	180	8262H021	BR	NBR	120/60,110/50	22038	9.1	○	○	323581	238210-132-D*	2.3		
1/8	5/32	0.35	0	130	110	90	180	8262H007	SS	NBR	24/DC	22061	10.6	○	○	323587	238310-006-D*	2.4		
		0.35	0	185	180	90	180	8262H022	BR	NBR	120/60,110/50	21980	6.1	○	○	323581	238210-032-D*	2.0		
		0.35	0	185	180	90	180	8262H022	BR	NBR	24/60	21984	6.1	○	○	323581	238210-005-D*	2.0		
		0.35	0	185	180	90	180	8262H022	BR	NBR	240/60,220/50	21983	6.1	○	○	323581	238210-058-D*	2.0		
		0.35	0	185	180	90	180	EF8262H022	BR	NBR	120/60,110/50	21981	6.1	○	○	323581	238214-032-D*	2.0		
		0.35	0	185	180	90	180	JKF8262H022	BR	NBR	120/60,110/50	21982	6.1	○	○	323581	238212-032-*	2.0		
		0.35	0	185	180	120	180	SC8262H022	BR	NBR	120/60,110/50	22065	6.1	○	○	323581	238212-032-*	2.0		
		0.35	0	130	110	90	180	8262H022	BR	NBR	24/DC	21986	10.6	○	○	323587	238310-006-D*	2.0		
		0.35	0	130	110	90	180	8262H022	BR	NBR	12/DC	21985	10.6	○	○	323587	238310-004-D*	2.0		
		0.35	0	185	180	90	180	8262H007	SS	NBR	120/60,110/50	21969	6.1	○	○	323583	238210-032-D*	2.4		
		0.35	0	185	180	90	180	EF8262H007	SS	NBR	120/60,110/50	21970	6.1	○	○	323583	238214-032-D*	2.4		
		0.35	0	340	300	215	180	8262H232	BR	NBR	120/60,110/50	22021	10.1	○	○	323593	238610-032-D*	2.4		
		0.35	0	340	300	215	180	EF8262H232	BR	NBR	120/60,110/50	22022	10.1	○	○	323593	238614-032-D*	2.4		
		0.35	0	340	300	215	180	SC8262H232	BR	NBR	120/60,110/50	22066	10.1	○	○	323593	238612-032-*	2.4		
		0.35	0	130	125	115	180	8262H232	BR	NBR	24/DC	22063	11.6	○	○	323593	238710-006-D*	2.4		
1/4	5/32	0.52	0	210	200	145	180	8262H202	BR	NBR	120/60,110/50	22002	10.1	○	○	323593	238610-032-D*	2.4		
		0.52	0	210	200	145	180	8262H202	BR	NBR	240/60,220/50	22004	10.1	○	○	323593	238610-058-D*	2.4		
		0.52	0	210	200	145	180	EF8262H202	BR	NBR	120/60,110/50	22003	10.1	○	○	323593	238614-032-D*	2.4		
		0.52	0	210	200	145	180	SC8262H202	BR	NBR	120/60,110/50	22043	10.1	○	○	323593	238612-032-*	2.4		
		0.52	0	-	150	109	180	8262H202T	BR	PTFE	120/60,110/50	22036	10.1	●	-	323593-T	238610-032-D*	2.4		
		0.52	0	63	63	63	180	8262H202	BR	NBR	24/DC	22005	11.6	○	○	323593	238710-006-D*	2.4		
		0.52	0	210	200	145	180	8262H220	SS	NBR	120/60,110/50	22015	10.1	○	○	323595	238610-032-D*	2.4		
		0.52	0	210	200	145	180	EF8262H220	SS	NBR	120/60,110/50	22016	10.1	○	○	323595	238614-032-D*	2.4		
		7/32	5/16	0.73	0	100	100	100	180	8262H208	BR	NBR	120/60,110/50	22006	10.1	○	○	323593	238610-032-D*	2.4
				0.73	0	100	100	100	180	8262H208	BR	NBR	24/60	22010	10.1	○	○	323593	238610-005-D*	2.4
0.73	0			100	100	100	180	8262H208	BR	NBR	240/60,220/50	22009	10.1	○	○	323593	238610-058-D*	2.4		
0.73	0			100	100	100	180	EF8262H208	BR	NBR	120/60,110/50	22008	10.1	○	○	323593	238614-032-D*	2.4		
0.73	0			100	100	100	180	SC8262H208	BR	NBR	120/60,110/50	22039	10.1	○	○	323593	238612-032-*	2.4		
0.73	0			35	35	35	180	8262H208	BR	NBR	24/DC	22011	11.6	○	○	323593	238710-006-D*	2.4		
0.73	0			100	100	100	180	8262H226	SS	NBR	120/60,110/50	22017	10.1	○	○	323595	238610-032-D*	2.4		
0.73	0			55	54	40	180	8262H013	BR	NBR	120/60,110/50	21971	6.1	○	○	323581	238210-032-D*	2.3		
9/32	5/16	0.88	0	65	75	60	180	8262H210	BR	NBR	120/60,110/50	22012	10.1	○	○	323593	238610-032-D*	2.3		
		0.88	0	90	90	90	180	8262H212	BR	NBR	120/60,110/50	22013	17.1	○	○	323593	238610-132-D*	2.4		
		0.88	0	90	90	90	180	EF8262H212	BR	NBR	120/60,110/50	22014	17.1	○	○	323593	238614-132-D*	2.4		
		0.88	0	90	90	90	180	SD8262H212	BR	NBR	120/60,110/50	22060	17.1	○	○	323593	238612-132-*	2.4		
		0.88	0	90	90	90	180	8262H230	SS	NBR	120/60,110/50	22019	17.1	○	○	323595	238610-132-D*	2.6		
		0.88	0	90	90	90	180	EF8262H230	SS	NBR	120/60,110/50	22020	17.1	○	○	323595	238614-132-D*	2.6		
		0.88	0	36	36	33	180	8262H038	SS	NBR	120/60,110/50	21990	6.1	○	○	323583	238210-032-D*	2.6		
		0.88	0	36	36	33	180	8262H090	BR	NBR	120/60,110/50	21994	6.1	○	○	323581	238210-032-D*	2.3		
5/16	5/16	0.88	5	125	125	-	180	8210B020	BR	NBR	120/60,110/50	00241	6.5	●	-	302270	216099-003-D*	1.0		
		1.5	10	750	750	750	200	8223G021	BR	NYLON	120/60,110/50	20369	10.1	-	-	302313	238610-032-D*	2.9		
		1.5	10	1500	1500	1500	200	8223G025	BR	NYLON	120/60,110/50	20376	17.1	-	-	302314	238610-132-D*	2.9		

Plastic Body - 2/2 Normally Closed 1/8" - 1/4"

Pipe Size (in)	Orifice (in)	Cv Flow	Operating Pressure Differential (psi)				Max. Fluid Temp. °F	Valve Catalog Number	Body Material	Sealing Material	Voltage	Valve Order Code	Wattage	Approvals		Rebuild Kit Order Code	Replacement Coil Order Code	Approx. Shipping Weight (lbs.)
			Min.	Air	Water	Light Oil								UL	FM			
2/2 Normally Closed																		
1/8	1/8	0.30	0	125	-	-	125	USM8260101	PL	NBR	120/60INT	22823	24.9	-	-	-	186548-016-*	0.5
1/4	1/8	0.30	0	125	-	-	125	USM8260100	PL	NBR	120/60INT	00851	24.9	-	-	-	186548-016-*	0.5
	9/64	0.35	0	120	120	-	130	8260G054	PL	NBR	120/60,110/50	20937	6.1	●	-	302971	238210-032-D*	0.8
		0.35	0	120	120	-	130	8260G071	PL	NBR	120/60,110/50	20938	6.1	●	-	302971	238210-032-D*	0.8

General Service - 2/2 Normally Closed 3/8"

Pipe Size (in)	Orifice (in)	Cv Flow	Operating Pressure Differential (psi)				Max. Fluid Temp. °F	Valve Catalog Number	Body Material	Sealing Material	Voltage	Valve Order Code	Wattage	Approvals		Rebuild Kit Order Code	Replacement Coil Order Code	Approx. Shipping Weight (lbs.)	
			Min.	Air	Water	Light Oil								UL	FM				
2/2 Normally Closed																			
3/8	1/8	0.35	0	185	180	90	180	8263H002	BR	NBR	120/60,110/50	22030	6.1	○	○	323581	238210-032-D*	1.8	
		0.35	0	340	300	215	180	8263H232	BR	NBR	120/60,110/50	22040	17.1	○	○	323593	238610-132-D*	1.8	
	5/32	0.52	0	210	185	100	180	8263H200	BR	NBR	120/60,110/50	22031	10.1	○	○	323593	238610-032-D*	1.8	
	7/32	2.9	5	230	230	230	195	SC8238T402	BR	NBR	120/60	21899	4.0	□	-	323457	43005573	1.8	
		0.73	0	125	100	100	180	8263H206	BR	NBR	120/60,110/50	22032	17.1	○	○	323593	238610-132-D*	1.8	
	9/32	0.88	0	100	85	70	180	8263H210	BR	NBR	120/60,110/50	22033	17.1	○	○	323593	238610-132-D*	2.3	
	5/16	1.2	5	125	125	-	180	8210B021	BR	NBR	120/60,110/50	00245	6.5	●	-	302270	216099-003-D*	1.0	
		1.5	10	750	750	750	200	8223G023	BR	NYLON	120/60,110/50	20374	10.1	-	-	302313	238610-032-D*	2.9	
		1.5	10	1500	1500	1500	200	8223G027	BR	NYLON	120/60,110/50	20378	17.1	-	-	302314	238610-132-D*	2.9	
	3/8	1.5	5	150	125	-	180	8210G073	BR	NBR	120/60,110/50	20194	6.1	●	-	302271	238210-032-D*	2.0	
		1.5	5	150	125	-	180	EF8210G073	BR	NBR	120/60,110/50	20195	6.1	●	-	302271	238214-032-D*	2.0	
		1.5	5	150	125	-	180	8210G036	SS	NBR	120/60,110/50	20176	6.1	●	-	302326	238210-032-D*	2.0	
		1.5	5	150	125	-	180	EF8210G036	SS	NBR	120/60,110/50	20178	6.1	●	-	302326	238214-032-D*	2.0	
		1.8	0	7	5	-	180	8030G010	BR	NBR	120/60,110/50	20003	6.1	○	○	302787	238210-032-D	1.5	
		1.8	0	15	-	-	180	8030G013VM	BR	NBR	120/60,110/50	20008	10.1	-	-	302788-VM	238610-032-D*	2.3	
		1.8	0	15	15	-	180	8030G013	BR	NBR	120/60,110/50	20006	10.1	○	●	302788	238610-032-D*	2.3	
	5/8	3	0	150	150	-	180	SC8210G093	BR	NBR	120/60,110/50	21878	10.1	-	-	302272	238612-032-*	3.2	
		3	0	150	150	-	180	8210G093	BR	NBR	120/60,110/50	20221	10.1	○	-	302272	238610-032-D*	3.2	
		3	0	150	150	-	180	EF8210G093	BR	NBR	120/60,110/50	20224	10.1	○	-	302272	238614-032-D*	3.2	
		3	0	40	40	-	150	8210G093	BR	NBR	24/DC	20228	11.6	○	-	302372	238710-006-D*	3.2	
		3	0	40	40	-	150	8210G093	BR	NBR	12/DC	20227	11.6	○	-	302372	238710-004-D*	3.2	
		3	5	200	150	135	180	8210G001	BR	NBR	120/60,110/50	20032	6.1	○	-	302273	238210-032-D*	3.2	
		3	5	200	150	135	180	8210G001	BR	NBR	24/60	20039	6.1	○	-	302273	238210-005-D*	3.2	
		3	5	200	150	135	180	8210G001	BR	NBR	240/60,220/50	20036	6.1	○	-	302273	238210-058-D*	3.2	
		3	5	200	150	135	180	EF8210G001	BR	NBR	120/60,110/50	20034	6.1	○	-	302273	238214-032-D*	3.2	
		3	5	200	150	135	180	JKF8210G001	BR	NBR	120/60,110/50	20035	6.1	○	-	302273	238212-032-*	3.2	
		3	5	200	150	135	180	SC8210G001	BR	NBR	120/60,110/50	21037	6.1	○	-	302273	238212-032-*	3.2	
		3	5	125	100	100	150	8210G001	BR	NBR	24/DC	20041	11.6	○	-	302373	238710-006-D*	3.2	
		3	5	125	100	100	150	8210G001	BR	NBR	12/DC	20040	11.6	○	-	302373	238710-004-D*	3.2	
		5/8	3	5	300	300	300	175	8210G006	BR	NBR	120/60,110/50	20093	17.1	○	-	302274	238610-132-D*	3.2
			3	5	300	300	300	175	EF8210G006	BR	NBR	120/60,110/50	20094	17.1	○	-	302274	238614-132-D*	3.2
	3/4	3.4	0	50	-	-	125	8215G010	AL	NBR	120/60,110/50	20286	10.1	○	●	302350	238610-032-D*	2.8	

General Service - 2/2 Normally Closed 1/2"

Pipe Size (in)	Orifice (in)	Cv Flow	Operating Pressure Differential (psi)				Max. Fluid Temp. °F	Valve Catalog Number	Body Material	Sealing Material	Voltage	Valve Order Code	Wattage	Approvals		Rebuild Kit Order Code	Replacement Coil Order Code	Approx. Shipping Weight (lbs.)	
			Min.	Max.										UL	FM				
				Air	Water	Light Oil													
2/2 Normally Closed																			
7/16		2.2	5	40	40	-	150	8210G015	BR	NBR	24/DC	21851	11.6	●	-	302374	238710-006-D*	2.0	
		2.2	5	150	125	-	180	8210G015	BR	NBR	120/60,110/50	20126	6.1	●	-	302275	238210-032-D*	2.0	
		2.2	5	150	125	-	180	8210G015	BR	NBR	24/60	20130	6.1	●	-	302275	238210-005-D*	2.0	
		2.2	5	150	125	-	180	8210G015	BR	NBR	240/60,220/50	20128	6.1	●	-	302275	238210-058-D*	2.0	
		2.2	5	150	125	-	180	EF8215G015	BR	NBR	120/60,110/50	20127	6.1	●	-	302275	238214-032-D*	2.0	
		2.2	5	150	125	-	180	8210G037	SS	NBR	120/60,110/50	20179	6.1	●	-	302327	238210-032-D*	2.0	
		2.2	5	150	125	-	180	EF8210G037	SS	NBR	120/60,110/50	20181	6.1	●	-	302327	238214-032-D*	2.0	
		2.8	0	4	6	-	180	8030G016	BR	NBR	120/60,110/50	20010	6.1	○	●	302789	238210-032-D*	2.7	
		2.8	0	15	15	-	200	8030G017	BR	NBR	120/60	21443	16.1	○	-	302790	272610-032-D*	2.7	
	2.8	0	15	-	-	180	8030G017VH	BR	NBR	120/60	21444	16.1	-	-	302790-VH	272610-032-D*	2.7		
3/8		3.2	25	1500	1500	1500	200	8223G003	BR	NYLON	120/60,110/50	20359	17.1	-	-	302315	238610-132-D*	3.4	
		3.2	25	1500	1500	1500	200	8223G010	SS	PTFE	120/60,110/50	20364	17.1	-	-	302322	238610-132-D*	3.4	
17/32		4.5	5	230	230	230	195	SC8238T405	BR	BR	120/60	21900	4.0	□	-	323457	43005573	2.0	
		4.5	5	230	230	230	195	SC8238T405	BR	BR	24/60	21901	4.0	□	-	323457	43005582	2.0	
1/2		4	0	150	150	-	180	8210G094	BR	NBR	120/60,110/50	20229	10.1	○	-	302272	238610-032-D*	3.2	
		4	0	150	150	-	180	8210G094	BR	NBR	24/60	20246	10.1	○	-	302272	238610-005-D*	3.2	
		4	0	150	150	-	180	8210G094	BR	NBR	240/60,220/50	20243	10.1	○	-	302272	238610-058-D*	3.2	
		4	0	150	150	-	180	EF8210G094	BR	NBR	120/60,110/50	20236	10.1	○	-	302272	238214-032-D*	3.2	
		4	0	150	150	-	180	JKF8210G094	BR	NBR	120/60,110/50	20242	10.1	○	-	302272	238612-032-*	3.2	
		4	0	150	150	-	180	JSF8210G094	BR	NBR	120/60,110/50	21778	10.1	○	-	302272	238612-032-*	3.2	
		4	0	150	150	-	180	SC8210G094	BR	NBR	120/60,110/50	21031	10.1	○	-	302272	238612-032-*	3.2	
		4	0	150	150	-	180	8210G094M0	BR	NBR	120/60,110/50	20231	10.1	○	-	302272-M0	238610-032-D*	3.2	
		4	0	150	150	-	180	8210G094V	BR	FKM	120/60,110/50	20233	10.1	○	-	302272-V	238610-032-D*	3.2	
		4	0	150	-	-	180	8210G094N	BR	NBR	120/60,110/50	20232	10.1	○	-	302272-N	238610-032-D*	3.2	
		4	0	40	40	-	150	8210G094	BR	NBR	24/DC	20248	11.6	○	-	302372	238710-006-D*	3.2	
		4	0	40	40	-	150	8210G094	BR	NBR	12/DC	20247	11.6	○	-	302372	238710-004-D*	3.2	
		4	0	40	40	-	150	SC8210G094	BR	NBR	24/DC	21621	11.6	○	-	302372	238712-006-*	3.2	
		4	0	150	150	125	175	8210G087	SS	NBR	120/60,110/50	20201	17.1	●	-	302328	238610-132-D*	3.3	
		4	0	150	150	125	175	EF8210G087	SS	NBR	120/60,110/50	20204	17.1	●	-	302328	238614-132-D*	3.3	
		4	0	150	150	125	175	EF8210G087V	SS	FKM	120/60,110/50	20206	17.1	●	-	302328-V	238614-132-D*	3.3	
		4	0	150	150	-	175	8210G087E	SS	EPDM	120/60,110/50	20202	17.1	-	-	302328-E	238610-132-D*	3.3	
	5/8		4	0	40	40	-	150	8210G087	SS	NBR	24/DC	21722	11.6	●	-	302423	238710-006-D*	3.3
			4	0	40	40	-	150	EF8210G087	SS	NBR	24/DC	20209	11.6	●	-	302423	238714-006-D*	3.2
			4	5	200	150	135	180	8210G002	BR	NBR	120/60,110/50	20043	6.1	○	-	302273	238210-032-D*	3.2
			4	5	200	150	135	180	8210G002	BR	NBR	24/60	20058	6.1	○	-	302273	238210-005-D*	3.2
			4	5	200	150	135	180	8210G002	BR	NBR	240/60,220/50	20053	6.1	○	-	302273	238210-058-D*	3.2
			4	5	200	150	135	180	8210G002	BR	NBR	480/60,440/50	20056	6.1	○	-	302273	238210-088-D*	3.2
			4	5	200	150	135	180	EF8210G002	BR	NBR	120/60,110/50	20049	6.1	○	-	302273	238214-032-D*	3.2
		4	5	200	150	135	180	EF8210G002M0	BR	NBR	120/60,110/50	20050	6.1	○	-	302273-M0	238214-032-D*	3.2	
		4	5	200	150	135	180	JKF8210G002	BR	NBR	120/60,110/50	20051	6.1	○	-	302273	238212-032-*	3.2	
		4	5	200	150	135	180	SC8210G002	BR	NBR	120/60,110/50	20995	6.1	○	-	302273	238212-032-*	3.2	
		4	5	200	150	135	180	JSF8210G002	BR	NBR	120/60,110/50	20989	6.1	●	-	302273	238212-032-*	3.2	
		4	5	200	150	135	180	8210G002M0	BR	NBR	120/60,110/50	20046	6.1	●	-	302273-M0	238210-032-D*	3.2	
		4	5	200	150	135	180	8210G002V	BR	FKM	120/60,110/50	20048	6.1	-	-	302273-V	238210-032-D*	3.2	
		4	5	125	-	-	140	8210G002Q	BR	NBR	120/60	21311	15.1	□	-	304006	270110-032-D*	3.2	
		4	5	125	100	100	150	8210G002	BR	NBR	24/DC	20062	11.6	○	-	302373	238710-006-D*	3.2	
		4	5	125	100	100	150	8210G002	BR	NBR	12/DC	20061	11.6	○	-	302373	238710-004-D*	3.2	
		4	5	125	100	100	150	EF8210G002	BR	NBR	24/DC	20063	11.6	○	-	302373	238714-006-D*	3.2	
		4	5	125	100	100	150	SC8210G002	BR	NBR	24/DC	21134	11.6	○	-	302373	238712-006-*	3.2	
		4	5	300	300	300	175	8210G007	BR	NBR	120/60,110/50	20095	17.1	□	-	302274	238610-132-D*	3.2	
		4	5	300	300	300	175	EF8210G007	BR	NBR	120/60,110/50	20098	17.1	□	-	302274	238614-132-D*	3.2	
3/4			4.4	0	50	-	-	125	8215G020	AL	NBR	120/60,110/50	20290	10.1	○	●	302350	238610-032-D*	2.8
			4.4	0	50	-	-	125	EF8215G020	AL	NBR	120/60,110/50	20292	10.1	○	●	302350	238614-032-D*	2.8
			4.4	0	50	-	-	104	SC8215G020	AL	NBR	120/60,110/50	21785	10.1	-	-	302350	238612-032-*	2.8
			4.4	0	25	-	-	104	8215G020	AL	NBR	12/DC	20294	11.6	○	●	302430	238710-004-D*	2.8

Refer to inside cover for ordering information.



General Service - 2/2 Normally Closed 3/4"

Pipe Size (in)	Orifice (in)	Cv Flow	Operating Pressure Differential (psi)				Max. Fluid Temp. °F	Valve Catalog Number	Body Material	Sealing Material	Voltage	Valve Order Code	Wattage	Approvals		Rebuild Kit Order Code	Replacement Coil Order Code	Approx. Shipping Weight (lbs.)
			Min.	Max.										UL	FM			
				Air	Water	Light Oil												
2/2 Normally Closed																		
5/8		5	0	150	150	125	175	8210G088	SS	NBR	120/60,110/50	20210	17.1	●	-	302328	238610-132-D*	3.4
		5	0	150	150	125	180	EF8210G088	SS	NBR	120/60,110/50	20213	17.1	●	-	302328	238614-132-D*	3.4
		5	0	150	150	-	175	8210G088E	SS	EPDM	120/60,110/50	20211	17.1	-	-	302328-E	238610-132-D*	3.4
		5	0	40	40	125	150	8210G088	SS	NBR	24/DC	21723	11.6	●	-	302423	238710-006-D*	3.4
3/4	5/8	5	0	2	2	-	180	8030G003	BR	NBR	120/60,110/50	20000	10.1	○	●	302791	238610-032-D*	3.4
		5	0	4	4	-	180	8030G043	BR	NBR	120/60,110/50	20014	17.1	○	●	302791	238610-132-D*	3.4
		5	0	150	150	-	180	8210G095	BR	NBR	120/60,110/50	20250	10.1	○	-	302276	238610-032-D*	3.4
		5	0	150	150	-	180	8210G095	BR	NBR	24/60	20265	10.1	○	-	302276	238610-005-D*	3.4
		5	0	150	150	-	180	8210G095	BR	NBR	240/60,220/50	20262	10.1	○	-	302276	238610-058-D*	3.4
		5	0	150	150	-	180	EF8210G095	BR	NBR	120/60,110/50	20257	10.1	○	-	302276	238614-032-D*	3.4
		5	0	150	150	-	180	JKF8210G095	BR	NBR	120/60,110/50	20261	10.1	○	-	302276	238612-032-*	3.4
		5	0	150	150	-	180	SC8210G095	BR	NBR	120/60,110/50	21784	10.1	○	-	302276	238612-032-*	3.4
		5	0	150	150	-	180	8210G095MO	BR	NBR	120/60,110/50	20252	10.1	●	-	302276-MO	238610-032-D*	3.4
		5	0	150	150	-	180	8210G095V	BR	FKM	120/60,110/50	20253	10.1	●	-	302276-V	238610-032-D*	3.4
		5	0	15	-	-	180	8210G095VH	BR	NBR	120/60,110/50	20254	10.1	-	-	302276-VH	238610-032-D*	3.4
		5	0	40	40	-	150	8210G095	BR	NBR	24/DC	20267	11.6	○	-	302375	238710-006-D*	3.4
		5	0	40	40	-	150	8210G095	BR	NBR	12/DC	20266	11.6	○	-	302375	238710-004-D*	3.4
		5	5	125	125	125	180	8210G009	BR	NBR	120/60,110/50	20107	6.1	○	-	302277	238210-032-D*	3.4
		5	5	125	125	125	180	8210G009	BR	NBR	24/60	20119	6.1	○	-	302277	238210-005-D*	3.4
		5	5	125	125	125	180	8210G009	BR	NBR	240/60,220/50	20114	6.1	○	-	302277	238210-058-D*	3.4
	5	5	125	125	125	180	EF8210G009	BR	NBR	120/60,110/50	20110	6.1	○	-	302277	238214-032-D*	3.4	
	5	5	125	125	125	180	JKF8210G009	BR	NBR	120/60,110/50	20112	6.1	○	-	302277	238212-032-*	3.4	
	5	5	125	125	125	180	SC8210G009	BR	NBR	120/60,110/50	21016	6.1	○	-	302277	238212-032-*	3.4	
	5	5	125	125	125	180	8210G009MO	BR	NBR	120/60,110/50	20109	6.1	●	-	302277-MO	238210-032-D*	3.4	
	5	5	100	90	75	150	8210G009	BR	NBR	24/DC	20121	11.6	○	-	302376	238710-006-D*	3.4	
	5	5	100	90	75	150	8210G009	BR	NBR	12/DC	20120	11.6	○	-	302376	238710-004-D*	3.4	
	5.1	0	50	-	-	125	8215G030	AL	NBR	120/60,110/50	20297	10.1	○	●	302350	238610-032-D*	2.8	
	5.1	0	50	-	-	125	EF8215G030	AL	NBR	120/60,110/50	20299	10.1	○	●	302350	238614-032-D*	2.8	
	5.1	0	25	-	-	104	8215G030	AL	NBR	12/DC	20301	11.6	○	●	302430	238710-004-D*	2.8	
	5.1	0	25	-	-	104	EF8215G030	AL	NBR	80-90/DC	21745	11.6	○	●	302430	238714-029-D*	2.8	
	5.1	5	125	-	-	125	8215G003	AL	NBR	120/60,110/50	20284	6.1	○	-	302349	238210-032-D*	2.8	
	6	0	200	180	180	77	8210B026	BR	PTFE	24/DC	00248	30.6	-	-	302377	074073-005-D	3.5	
6	0	350	300	200	200	8210G026	BR	PTFE	120/60	21412	16.1	●	-	302278	272610-032-D*	3.0		
6	0	350	300	200	200	EF8210G026	BR	PTFE	120/60	21742	16.1	●	-	302278	272614-032-D*	3.0		
6.5	5	250	150	100	180	8210G003	BR	NBR	120/60,110/50	20064	6.1	○	-	302279	238210-032-D*	3.7		
6.5	5	250	150	100	180	EF8210G003	BR	NBR	120/60,110/50	20066	6.1	○	-	302279	238214-032-D*	3.7		
6.5	5	250	150	100	180	JKF8210G003	BR	NBR	120/60,110/50	20068	6.1	○	-	302279	238212-032-*	3.7		
6.5	5	250	150	100	180	SC8210G003	BR	NBR	120/60,110/50	21018	6.1	○	-	302279	238212-032-*	3.7		
6.5	5	125	125	125	150	8210G003	BR	NBR	24/DC	20076	11.6	○	-	302378	238710-006-D*	3.7		
6.5	5	125	125	125	150	8210G003	BR	NBR	12/DC	20074	11.6	○	-	302378	238710-004-D*	3.7		
6.5	5	125	125	125	150	SC8210G003	BR	NBR	24/DC	21605	11.6	○	-	302378	238712-006-*	3.7		
6.5	5	125	125	125	150	EF8210G003	BR	NBR	24/DC	21865	11.6	○	-	302378	238714-006-D*	3.7		
7.8	25	750	750	750	200	8223G005	BR	NYLON	120/60,110/50	20362	17.1	-	-	302316	238610-132-D*	4.4		

General Service - 2/2 Normally Closed 1" - 3"

Pipe Size (in)	Orifice (in)	Cv Flow	Operating Pressure Differential (psi)				Max. Fluid Temp. °F	Valve Catalog Number	Body Material	Sealing Material	Voltage	Valve Order Code	Wattage	Approvals		Rebuild Kit Order Code	Replacement Coil Order Code	Approx. Shipping Weight (lbs.)	
			Min.	Max.		Light Oil								UL	FM				
2/2 Normally Closed																			
1	1	13	0	150	125	125	180	8210G054V	BR	FKM	120/60	21585	16.1	-	-	302283-V	272610-032-D*	8.8	
		13	0	150	125	125	180	8210G054	BR	NBR	120/60	21414	16.1	●	-	302283	272610-032-D*	8.8	
		13	0	150	125	125	180	EF8210G054	BR	NBR	120/60	21415	16.1	●	-	302283	272614-032-D*	8.8	
		13	0	100	100	80	77	8210B054	BR	NBR	24/DC	00263	30.6	●	-	302381	074073-005-D*	8.8	
		13	0	150	125	125	180	8210G089	SS	NBR	120/60	21420	16.1	●	-	302329	272610-032-D*	8.8	
		13	0	150	125	125	180	EF8210G089	SS	NBR	120/60	21744	16.1	●	-	302329	272614-032-D*	8.8	
		13	5	150	150	100	180	8210G004	BR	NBR	120/60,110/50	20077	6.1	●	-	302280	238210-032-D*	5.4	
		13	5	150	150	100	180	8210G004	BR	NBR	24/60	20089	6.1	●	-	302280	238210-005-D*	5.4	
		13	5	150	150	100	180	8210G004	BR	NBR	240/60,220/50	20085	6.1	●	-	302280	238210-058-D*	5.4	
		13	5	150	150	100	180	EF8210G004	BR	NBR	120/60,110/50	20079	6.1	●	-	302280	238214-032-D*	5.4	
		13	5	150	150	100	180	JKF8210G004	BR	NBR	120/60,110/50	20084	6.1	●	-	302280	238212-032-*	5.4	
		13	5	150	150	100	180	SC8210G004	BR	NBR	120/60,110/50	21019	6.1	●	-	302280	238212-032-*	5.4	
		13	5	150	150	100	180	8210G004MO	BR	NBR	120/60,110/50	20078	6.1	●	-	302280-MO	238210-032-D*	5.4	
		13	5	125	125	125	150	8210G004	BR	NBR	24/DC	20091	11.6	●	-	302379	238710-006-D*	5.4	
		13.5	0	300	225	115	200	8210G027	BR	NBR	12/DC	20090	11.6	●	-	302379	238710-004-D*	5.4	
13.5	0	300	225	115	200	8210G027	BR	NBR	120/60	21413	20.1	●	-	302282	272610-132-D*	8.3			
13.5	0	300	225	115	200	EF8210G027	BR	NBR	120/60	21743	20.1	●	-	302282	272614-132-D*	8.3			
13.5	10	300	300	300	175	8210G078	BR	NBR	120/60,110/50	03082	17.1	-	-	302281	238610-132-D*	7.9			
1 1/8	1 5/8	21	0	25	-	-	125	8215B050CSA	AL	NBR	120/60,110/50	00569	15.4	●	●	302352	099257-001-D*	3.3	
		21	0	25	-	-	104	EF8215B050	AL	NBR	120/60,110/50	20307	15.4	●	-	302358	099257-001-D*	3.3	
		21	0	25	-	-	104	SC8215B050	AL	NBR	120/60,110/50	02836	15.4	●	-	302352	400525-125-*	3.3	
		21	0	25	-	-	77	8215B050	AL	NBR	24/DC	00572	14.9	●	●	302432	062691-002-D*	3.3	
		21	0	25	-	-	77	8215B050	AL	NBR	12/DC	00571	14.9	●	●	302432	062691-001-D*	3.3	
		21	0	25	-	-	77	EF8215B050	AL	NBR	80-90/DC	21740	14.9	●	-	302432	062691-010-D*	3.3	
1 1/4	1 1/8	15	0	150	125	125	180	8210G055	BR	NBR	120/60	21416	16.1	●	-	302283	272610-032-D*	8.8	
		15	5	150	150	100	180	8210G008	BR	NBR	120/60,110/50	20102	6.1	●	-	302280	238210-032-D*	6.6	
		15	5	150	150	100	180	8210G008	BR	NBR	24/60	21386	6.1	●	-	302280	238210-005-D*	6.6	
		15	5	150	150	100	180	EF8210G008	BR	NBR	120/60,110/50	20103	6.1	●	-	302280	238214-032-D*	6.6	
		15	5	125	125	125	150	8210G008	BR	NBR	24/DC	20106	11.6	●	-	302379	238710-006-D*	6.6	
	1 5/8	1 5/8	32	0	25	-	-	125	8215B060CSA	AL	NBR	120/60,110/50	00577	15.4	●	●	302352	099257-001-D*	3.3
			32	0	25	-	-	104	EF8215B060	AL	NBR	120/60,110/50	20309	15.4	●	-	302358	099257-001-D*	3.3
			32	0	25	-	-	77	8215B060	AL	NBR	12/DC	00579	14.9	●	●	302432	062691-001-D*	3.3
			22.5	0	100	100	80	77	8210B056	BR	NBR	24/DC	00270	30.6	-	-	302385	074073-005-D*	8.8
			22.5	0	150	125	125	180	8210G056	BR	NBR	120/60	21417	16.1	●	-	302286	272610-032-D*	8.8
1 1/2	1 1/4	22.5	0	150	125	125	180	EF8210G056	BR	NBR	120/60	21418	16.1	●	-	302286	272614-032-D*	8.8	
		22.5	5	150	150	100	180	8210G022	BR	NBR	120/60,110/50	20132	6.1	●	-	302284	238210-032-D*	7.7	
		22.5	5	150	150	100	180	8210G022	BR	NBR	24/60	21387	6.1	●	-	302284	238210-005-D*	7.7	
		22.5	5	150	150	100	180	EF8210G022	BR	NBR	120/60,110/50	20134	6.1	●	-	302284	238214-032-D*	7.7	
		22.5	5	125	125	125	150	8210G022	BR	NBR	24/DC	20137	11.6	●	-	302383	238710-006-D*	7.7	
		35	0	25	-	-	125	8215B070CSA	AL	NBR	120/60,110/50	00581	15.4	●	●	302352	099257-001-D*	3.3	
	1 5/8	1 5/8	35	0	25	-	-	104	EF8215B070	AL	NBR	120/60,110/50	20311	15.4	-	-	302358	099257-001-D*	3.3
			35	0	25	-	-	104	SC8215B070	AL	NBR	120/60,110/50	02835	15.4	-	-	302352	400525-125-*	3.3
			35	0	25	-	-	77	8215B070	AL	NBR	24/DC	02834	14.9	●	●	302432	062691-002-D*	3.3
			35	0	25	-	-	77	8215B070	AL	NBR	12/DC	00583	14.9	●	●	302432	062691-001-D*	3.3
2	1 3/4	43	5	150	125	90	180	8210G100	BR	NBR	120/60,110/50	20268	6.1	●	-	304355	238210-032-D*	9.9	
		43	5	150	125	90	180	EF8210G100	BR	NBR	120/60,110/50	20270	6.1	●	-	304355	238214-032-D*	9.9	
		43	5	50	50	50	150	8210G100	BR	NBR	24/DC	20275	11.6	●	-	304359	238710-006-D*	9.9	
	2 3/32	2 3/32	60	0	25	-	-	125	8215B080CSA	AL	NBR	120/60,110/50	00589	15.4	●	●	302353	099257-001-D*	6.3
			60	0	25	-	-	104	EF8215B080	AL	NBR	120/60,110/50	20314	15.4	●	-	302359	099257-001-D*	6.3
			60	0	15	-	-	77	8215B080	AL	NBR	24/DC	00590	14.9	●	●	302433	062691-002-D*	6.3
2 1/2	1 3/4	45	5	150	125	90	180	8210G101	BR	NBR	120/60,110/50	20276	6.1	●	-	304355	238210-032-D*	11.5	
	3	117	0	5	-	-	104	8215A090CSA	AL	NBR	120/60,110/50	00567	28.2	●	-	302354	206409-011-D*	12.0	
3	3	138	0	5	-	-	104	8215A040CSA	AL	NBR	120/60,110/50	00565	28.2	●	-	302354	206409-011-D*	13.0	

General Service - 2/2 Normally Open 1/8" - 2"

Pipe Size (in)	Orifice (in)	Cv Flow	Operating Pressure Differential (psi)				Max. Fluid Temp. °F	Valve Catalog Number	Body Material	Sealing Material	Voltage	Valve Order Code	Wattage	Approvals		Rebuild Kit Order Code	Replacement Coil Order Code	Approx. Shipping Weight (lbs.)	
			Min.	Max.										UL	FM				
				Air	Water	Light Oil													
2/2 Normally Open																			
1/8	1/16	0.09	0	500	300	225	180	8262G091	BR	NBR	120/60,110/50	20453	6.1	●	-	302041	238210-032-D*	2.0	
	3/32	0.15	0	275	200	150	180	8262G093	BR	NBR	120/60,110/50	20454	6.1	●	-	302041	238210-032-D*	2.6	
	1/8	0.21	0	125	100	85	180	8262G031	BR	NBR	120/60,110/50	20432	6.1	●	-	302041	238210-032-D*	2.0	
		0.21	0	125	100	85	180	8262G035	SS	NBR	120/60,110/50	20434	6.1	●	-	302043	238210-032-D*	2.6	
1/4	3/64	0.06	0	750	700	700	140	8262G260	BR	NBR	120/60,110/50	20499	10.1	●	-	302045	238610-032-D*	2.6	
	3/32	0.17	0	300	250	230	140	8262G261	BR	NBR	120/60,110/50	20500	10.1	●	-	302045	238610-032-D*	2.6	
		0.35	0	130	110	100	180	8262G262	BR	NBR	120/60,110/50	20501	10.1	●	-	302051	238610-032-D*	2.6	
	1/8	0.35	0	130	110	100	180	8262G138	SS	NBR	120/60,110/50	20456	10.1	●	-	302053	238610-032-D*	2.6	
		0.49	0	85	75	60	180	8262G263	BR	NBR	120/60,110/50	20506	10.1	●	-	302051	238610-032-D*	2.6	
	7/32	0.83	0	45	45	40	180	8262G264	BR	NBR	120/60,110/50	20509	10.1	●	-	302051	238610-032-D*	2.6	
		0.83	0	45	45	40	180	EF8262G148V	SS	FKM	120/60,110/50	20459	10.1	●	-	302055-V	238614-032-D*	2.6	
	9/32	0.96	0	30	25	20	180	8262G265	BR	NBR	120/60,110/50	20510	10.1	●	-	302051	238610-032-D*	2.6	
3/8	5/8	3	0	15	-	-	180	8210G033VH	BR	NBR	120/60,110/50	20147	10.1	-	-	302334-VH	238610-032-D*	3.4	
		3	0	150	150	125	180	8210G033	BR	NBR	120/60,110/50	20146	10.1	●	-	302334	238610-032-D*	3.4	
		3	0	150	150	125	180	EF8210G033	BR	NBR	120/60,110/50	20149	10.1	●	-	302334	238614-032-D*	3.4	
		3	0	125	125	80	150	8210G033	BR	NBR	24/DC	20153	11.6	●	-	302449	238710-006-D*	3.4	
1/2	7/16	2.2	0	15	15	-	200	8030G071	BR	NBR	120/60	21448	20.1	●	-	302798	272610-132-D*	3.4	
	5/8	3	0	150	150	100	180	8210G030	SS	NBR	120/60,110/50	20141	10.1	●	-	302347	238610-032-D*	3.4	
		3	0	150	150	100	180	EF8210G030	SS	NBR	120/60,110/50	20142	10.1	●	-	302347	238614-032-D*	3.4	
		4	0	150	150	125	180	8210G034	BR	NBR	120/60,110/50	20154	10.1	●	-	302334	238610-032-D*	3.4	
		4	0	150	150	125	180	EF8210G034	BR	NBR	120/60,110/50	20157	10.1	●	-	302334	238614-032-D*	3.4	
		4	0	150	150	125	180	SC8210G034	BR	NBR	120/60,110/50	21782	10.1	●	-	302334	238612-032-*	3.4	
		4	0	125	125	80	150	8210G034	BR	NBR	24/DC	20164	11.6	●	-	302449	238710-006-D*	3.4	
	5/8	4	5	250	200	200	180	8210G012	BR	NBR	120/60,110/50	20122	10.1	●	-	314680	238610-032-D*	3.2	
	3/4	4	0	125	-	-	125	8215G023	AL	NBR	120/60,110/50	20295	10.1	●	-	302361	238610-032-D*	2.8	
	3/4	5/8	3	0	150	150	100	180	8210G038	SS	NBR	120/60,110/50	20183	10.1	●	-	302347	238610-032-D*	3.4
3			0	150	150	100	180	EF8210G038	SS	NBR	120/60,110/50	20184	10.1	●	-	302347	238614-032-D*	3.4	
3/4		3/4	4.6	0	125	-	-	125	8215G033	AL	NBR	120/60,110/50	20303	10.1	●	-	302361	238610-032-D*	3.0
			4.6	0	125	-	-	125	EF8215G033	AL	NBR	120/60,110/50	20304	10.1	●	-	302361	238614-032-D*	3.0
			4.6	0	125	-	-	125	JKF8215G033	AL	NBR	120/60,110/50	20932	10.1	●	-	302361	238612-032-*	3.0
			5.5	0	2	2	-	180	8030G083	BR	NBR	120/60,110/50	20027	10.1	●	-	302799	238610-032-D*	3.4
			5.5	0	150	150	125	180	8210G035	BR	NBR	120/60,110/50	20166	10.1	●	-	302335	238610-032-D*	3.2
			5.5	0	150	150	125	180	EF8210G035	BR	NBR	120/60,110/50	20168	10.1	●	-	302335	238614-032-D*	3.2
			5.5	0	150	150	125	180	SC8210G035	BR	NBR	120/60,110/50	21783	10.1	●	-	302335	238612-032-*	3.2
			5.5	0	150	150	125	180	8210G035V	BR	FKM	120/60,110/50	21852	10.1	-	-	302335-V	238610-032-D*	3.2
5.5		0	125	125	80	150	8210G035	BR	NBR	24/DC	20175	11.6	●	-	302450	238710-006-D*	3.2		
6.5		5	250	200	200	180	8210G013	BR	NBR	120/60	21606	16.1	●	-	302336	272610-032-D*	4.0		
1	1	13	5	125	125	125	180	8210D014	BR	NBR	24/DC	21849	16.8	●	-	302338	097617-005-D*	5.0	
		13	0	125	125	125	180	8210B057	BR	NBR	120/60,110/50	00272	20	●	-	302337	099257-005-D*	6.5	
		13	5	150	150	125	180	8210G014	BR	NBR	120/60	21419	16.1	●	-	302338	272610-032-D*	5.0	
		13	5	150	150	125	180	EF8210G014	BR	NBR	120/60	21741	16.1	●	-	302338	272614-032-D*	5.0	
	1 5/8	22	0	25	-	-	125	8215C053	AL	NBR	120/60,110/50	00617	15.4	●	-	304691	099257-001-D*	1.3	
		22	0	25	-	-	104	EF8215C053	AL	NBR	120/60,110/50	20308	15.4	●	-	304695	099257-001-D*	1.3	
1 1/4	1 1/8	15	5	150	150	125	180	8210G018	BR	NBR	120/60	21720	16.1	●	-	302338	272610-032-D*	6.0	
	1 5/8	33	0	25	-	-	125	8215C063	AL	NBR	120/60,110/50	00619	15.4	●	-	304691	099257-001-D*	3.3	
1 1/2	1 1/4	22.5	0	125	125	125	180	8210B059	BR	NBR	120/60,110/50	00275	20	●	-	302340	099257-005-D*	8.5	
		22.5	5	150	150	125	180	8210G032	BR	NBR	120/60	21721	16.1	●	-	302341	272610-032-D*	8.0	
	1 5/8	37	0	25	-	-	125	8215C073	AL	NBR	120/60,110/50	00623	15.4	●	-	304691	099257-001-D*	3.3	
2	1 3/4	43	5	125	125	125	180	8210G103	BR	NBR	120/60	21724	16.1	●	-	304361	272610-032-D*	12.0	
		43	5	125	125	125	180	EF8210G103	BR	NBR	120/60	21586	16.1	●	-	304361	272614-032-D*	12.0	
	2 2/32	58	0	25	-	-	125	8215C083	AL	NBR	120/60,110/50	00625	15.4	●	-	304692	099257-001-D*	5.3	

Angle body piston valves are two-way (2/2) air operated valves that can replace motorized or air actuated ball valve packages in any application.

- Normally closed operation
- Straight through flow for maximum Cv
- Size range of 3/8" to 2"



Angle Body Piston Valves

Pipe Size (ins.)	Orifice (ins.)	Cv Flow	Operating Pressure Differential (psi)				Max. Fluid Temp. °F	Valve Catalog Number	Body Material	Sealing Material	Valve Head Dia. (mm)	Valve Order Code	Pilot Pressure (psi)		Rebuild Kit Order Code	Replacement Coil Order Code	Approx. Shipping Weight (lbs.)
			Min.	Max.									Min.	Max.			
				Fluids	Steam												
2/2 Normally Closed - Entry Under the Disc																	
3/8	3/8	2.3	0	240	150	366	8290A791	SS	PTFE	32	8290A791	60	150	-	-	1.3	
1/2	1/2	4.1	0	180	150	366	8290A792	SS	PTFE	32	8290A792	60	150	-	-	1.4	
		5.7	0	240	150	366	8290A384	BZ	PTFE	50	8290A384	60	150	-	-	2.7	
		5.7	0	240	150	366	8290A393	SS	PTFE	50	8290A393	60	150	-	-	2.7	
		5.7	0	240	150	366	8290B002	BZ	PTFE	63	8290B002	60	150	-	-	3.6	
		5.7	0	240	150	366	8290B045	SS	PTFE	63	8290B045	60	150	-	-	3.6	
3/4	3/4	7.6	0	90	90	366	8290A793	SS	PTFE	32	8290A793	60	150	-	-	1.6	
		11	0	150	150	366	8290A385	BZ	PTFE	50	8290A385	60	150	-	-	2.9	
		11	0	240	150	366	8290B005	BZ	PTFE	63	8290B005	60	150	-	-	3.9	
		11	0	240	150	366	8290B048	SS	PTFE	63	8290B048	60	150	-	-	3.9	
1	1	15	0	90	90	366	8290A395	SS	PTFE	50	8290A395	60	150	-	-	3.7	
		19	0	150	120	366	8290B010	BZ	PTFE	63	8290B010	60	150	-	-	4.7	
		19	0	150	120	366	8290B053	SS	PTFE	63	8290B053	60	150	-	-	4.7	
1 1/4	1 1/4	36	0	90	90	366	8290A016	BZ	PTFE	63	8290A016	60	150	-	-	6.0	
		36	0	180	150	366	8290A017	BZ	PTFE	90	8290A017	60	150	-	-	7.7	
1 1/2	1 1/2	45	0	60	60	366	8290A020	BZ	PTFE	63	8290A020	60	150	-	-	8.0	
		45	0	120	120	366	8290A021	BZ	PTFE	90	8290A021	60	150	-	-	9.5	
		45	0	120	120	366	8290A064	SS	PTFE	90	8290A064	60	150	-	-	9.5	
2	2	66	0	40	40	366	8290A024	BZ	PTFE	63	8290A024	60	150	-	-	10.0	
		66	0	90	90	366	8290A025	BZ	PTFE	90	8290A025	60	150	-	-	16.0	
		66	0	90	90	366	8290A068	SS	PTFE	90	8290A068	60	150	-	-	16.0	

To use the 8290 online configurator, visit www.ascovalve.com/8290Configurator.

Air operated valves are standard valves modified by substituting a piston operator in place of the solenoid. An air operated valve will operate the same as the solenoid version except that it is driven by air as opposed to electricity.

- Operator air control is isolated from main line fluids
- Two way (2/2) normally closed (opens when energized) and normally open (closes when energized) operations
- Three way (3/2) normally closed (Pressure to cylinder port when energized) operation
- Size range of 1/4" to 1"



Air Operated

Pipe Size (in)	Orifice (in)	Cv Flow	Main Line Operating Pressure Differential (psi)				Max. Fluid Temp. °F	Pneumatic Operator Pressure Range (psi)	Valve Catalog Number	Body Material	Sealing Material	Valve Order Code	Approvals		Rebuild Kit Order Code	Replacement Coil Order Code	Approx. Shipping Weight (lbs.)
			Min.	Max.									UL	FM			
				Air	Water	Light Oil											
2/2 Normally Closed																	
3/8	5/8	2.8	0	125	125	125	180	30-125	P210C093	BR	NBR	00012	-	-	182032	-	2.5
1/2	5/8	3.6	0	125	125	125	180	30-125	P210C094	BR	NBR	00013	-	-	182032	-	2.5
3/4	3/4	5.5	5	125	125	125	180	30-125	P210D009	BR	NBR	00016	-	-	180621	-	2.5
		5.5	0	125	125	125	180	30-125	P210D095	BR	NBR	00018	-	-	182033	-	2.5
1	1	13	5	125	125	125	180	30-125	P210D004	BR	NBR	00014	-	-	180214	-	4
3/2 Normally Closed																	
1/4	1/8	0.31	0	125	125	125	200	30-125	P320A009	BR	NBR	00025	-	-	180446	-	2.3

Hot Water and Steam valves are built with rugged materials to stand up to the harsh media and the environmental conditions of water/steam applications.

- Two-way (2/2) normally closed (opens when energized) and normally open (closes when energized) operations
- Two-way (2/2) normally closed (opens when energized) slow closing operation to reduce water hammer effects
- Size range of 1/4" to 2"



Hot Water & Steam 2/2 Normally Closed 1/4" - 2"

Pipe Size (in)	Orifice (in)	Cv Flow	Operating Pressure Differential (psi)			Max. Fluid Temp. °F		Valve Catalog Number	Body Material	Sealing Material	Voltage	Valve Order Code	Wattage	Approvals			Rebuild Kit Order Code	Replacement Coil Order Code	Approx. Shipping Weight (lbs.)		
			Min.	Max.		Hot Water	Steam							UL	CSA	FM					
				Hot Water	Steam																
2/2 Normally Closed																					
1/4	5/32	0.52	0	210	110	210	344	8263H300 ①	BR	PTFE	120/60,110/50	22034	10.1	●	●	-	325029	238810-032-D*	1.8		
	3/8	1.2	1	-	125	-	353	8222G070 ①	BR	PTFE	120/60,110/50	21400	6.1	●	●	-	304030	238410-032-D*	2.4		
3/8	5/32	0.52	0	200	110	210	344	8263H305 ①	BR	PTFE	120/60,110/50	22035	10.1	●	●	-	325029	238810-032-D*	1.8		
		0.52	0	200	110	210	344	8263H319 ①	SS	PTFE	120/60,110/50	22054	10.1	●	●	-	325034	238810-032-D*	1.8		
	3/8	2.5	1	-	80	-	324	8222G064	BR	PTFE	120/60,110/50	21399	6.1	●	●	-	304030	238210-032-D*	2.4		
		2.5	1	-	125	-	353	8222G074 ①	BR	PTFE	120/60,110/50	21200	6.1	●	●	-	304030	238410-032-D*	2.4		
	1/2	4.4	5	150	50	210	300	8220G401	BR	EPDM and/or PTFE	120/60,110/50	21920	6.1	●	●	-	323482	238210-032-D*	2.2		
		4.4	5	150	125	210	353	8220G403	BR	EPDM and/or PTFE	120/60,110/50	21935	10.1	●	●	-	323468	238810-032-D*	2.2		
5/8	3	0	100	-	210	-	8210G093HW	BR	EPDM	120/60,110/50	20222	10.1	●	●	-	302306	238610-032-D*	3.2			
	3	5	125	-	210	-	8210G001HW	BR	EPDM	120/60,110/50	20033	6.1	●	●	-	302305	238812-032-D*	3.2			
1/2	3/8	2.5	1	-	80	-	324	8222G066	BR	PTFE	120/60,110/50	21199	6.1	●	●	-	304030	238210-032-D*	3.2		
		2.5	1	-	125	-	353	8222G076 ①	BR	PTFE	120/60,110/50	21401	6.1	●	●	-	304030	238410-032-D*	3.2		
	1/2	4.7	5	150	50	210	300	8220G404	BR	EPDM and/or PTFE	120/60,110/50	21922	6.1	●	●	-	323482	238210-032-D*	2.2		
		4.7	5	150	50	210	300	8220G404	BR	EPDM and/or PTFE	24/60	21921	6.1	●	●	-	323482	238210-005-D*	2.2		
		4.7	5	150	125	210	353	8220G406	BR	EPDM and/or PTFE	120/60,110/50	21928	10.1	-	□	-	323468	238814-032-D*	2.2		
		4.7	5	150	125	210	353	SU8220G406	BR	EPDM and/or PTFE	120/60,110/50	21929	10.1	-	□	-	323468	238812-032-*	2.2		
	5/8	3.6	2	-	125	-	353	8222G047 ①	BR	PTFE	120/60,110/50	21041	10.1	●	●	-	304032	238810-032-D*	3.2		
		3	0	-	125	-	353	8222G002	BR	PTFE	120/60,110/50	21396	17.1	●	●	-	304669	238810-132-D*	3.4		
	5/8	4	0	100	-	210	-	8210G094HW	BR	EPDM	120/60,110/50	20230	10.1	●	●	-	302306	238610-032-D*	3.2		
		4	5	125	-	210	-	8210G002HW	BR	EPDM	120/60,110/50	20045	6.1	●	●	-	302305	238210-032-D*	3.2		
		4	5	125	-	210	-	8210G002HW	BR	EPDM	240/60,220/50	20054	6.1	●	●	-	302305	238210-058-D*	3.2		
		4	0	-	50	-	300	8222G094	BR	PTFE	120/60,110/50	21404	10.1	●	●	-	304031	238610-032-D*	3.2		
3/8	4.5	0	-	15	-	250	8267G007	BR	PTFE	120/60	21454	16.1	●	●	-	302834	272810-032-D*	4.5			
3/4	1/2	4.6	2	-	125	-	353	8222G049 ①	BR	PTFE	120/60,110/50	21043	10.1	●	●	-	304032	238810-032-D*	3.2		
		5	0	100	-	210	-	8210G095HW	BR	EPDM	120/60,110/50	20251	10.1	●	●	-	302308	238610-032-D*	3.4		
	3/4	5	5	5	125	-	210	-	8210G009HW	BR	EPDM	120/60,110/50	20108	6.1	●	●	-	302307	238210-032-D*	3.4	
			5	5	125	-	210	-	8210G009HW	BR	EPDM	240/60,220/50	20115	6.1	●	●	-	302307	238210-058-D*	3.4	
		8.8	5	150	50	210	300	8220G407	BR	EPDM and/or PTFE	120/60,110/50	21923	6.1	●	●	-	323480	238210-032-D*	2.6		
			5	150	50	210	300	8220G407	BR	EPDM and/or PTFE	24/60	21924	6.1	●	●	-	323480	238210-005-D*	2.6		
			5	150	125	210	353	8220G409	BR	EPDM and/or PTFE	120/60,110/50	21930	10.1	●	●	-	323471	238810-032-D*	2.6		
			5	150	125	210	353	8220G409	BR	EPDM and/or PTFE	24/60	21931	10.1	●	●	-	323471	238810-005-D*	2.6		
		5	5	150	125	210	353	8220G409	BR	EPDM and/or PTFE	240/60,220/50	21932	10.1	●	●	-	323471	238810-058-D*	2.6		
			5	0	-	50	-	300	8222G095	BR	PTFE	120/60,110/50	21405	10.1	●	●	-	304031	238610-032-D*	3.4	
		5/8	1/2	5	0	-	125	-	353	8222G003 ①	BR	PTFE	120/60,110/50	21397	17.1	●	●	-	304669	238810-132-D*	3.6
				5	0	-	125	-	353	8222G088 ①	SS	PTFE	120/60,110/50	21403	17.1	●	●	-	304057	238810-132-D*	3.4
	1	1	5	5	-	200	-	388	8222G005 ①	BR	Bronze	120/60,110/50	21398	10.1	-	-	-	304033	238810-032-D*	2.8	
			9.7	0	-	15	-	250	8267G019	BR	PPS	120/60	21457	16.1	●	●	-	302836	272810-032-D*	4.5	
	1 1/4	1 1/8	11.5	5	150	50	210	300	8220G410	BR	EPDM and/or PTFE	120/60,110/50	21925	10.1	●	●	-	323478	238610-032-D*	4.4	
			11.5	5	150	50	210	300	8220G410	BR	EPDM and/or PTFE	24/60	21926	10.1	●	●	-	323478	238610-005-D*	4.4	
11.5			5	150	125	210	353	8220G411	BR	EPDM and/or PTFE	120/60,110/50	21933	10.1	●	●	-	323479	238810-032-D*	4.4		
11.5			5	150	125	210	353	EF8220G411	BR	EPDM and/or PTFE	120/60,110/50	21934	10.1	-	●	-	323479	238814-032-D*	4.4		
13.5			5	125	150	210	353	EF8220G025	BR	EPDM, PTFE or TFE/P	120/60,110/50	21746	10.1	○	-	-	304392	238814-032-D	4.5		
1 1/2	1 1/4	15	5	150	50	210	300	8220G009	BR	EPDM	120/60,110/50	20322	10.1	●	●	-	304394	238610-032-D*	6.0		
		15	5	150	125	210	353	8220G027 ①	BR	EPDM	120/60,110/50	20330	10.1	●	●	-	304392	238810-032-D*	6.0		
2	1 3/4	22.5	5	150	50	210	300	8220G011	BR	EPDM	120/60,110/50	20323	10.1	●	●	-	304395	238610-032-D*	7.5		
		22.5	5	150	125	210	353	8220G029 ①	BR	EPDM	120/60,110/50	20331	10.1	●	●	-	304393	238810-032-D*	7.5		
2	1 3/4	43	5	150	50	210	300	8220G013	BR	EPDM	120/60,110/50	21090	10.1	●	●	-	304943	238610-032-D*	10.0		
		43	5	150	125	210	353	8220G031 ①	BR	PTFE	120/60,110/50	21095	10.1	●	●	-	306807	238810-032-D*	10.0		

① Class H coil for added ambient temperature capability.

Hot Water & Steam 2/2 Normally Open / Normally Closed Slow Closing 3/8" - 1 1/2"

Pipe Size (in)	Orifice (in)	Cv Flow	Operating Pressure Differential (psi)			Max. Fluid Temp. °F		Valve Catalog Number	Body Material	Sealing Material	Voltage	Valve Order Code	Wattage	Approvals		Rebuild Kit Order Code	Replacement Coil Order Code	Approx. Shipping Weight (lbs.)
			Min.	Max.		Hot Water	Steam							UL	FM			
				Hot Water	Steam													
2/2 Normally Open																		
3/8	3/8	5.1	0	-	30	-	280	8267G011	BR	RULON	120/60	21455	16.1	●	-	302842	272810-032-D*	4.5
1/2	3/8	4.5	0	-	15	-	250	8267G015	BR	RULON	120/60	21456	16.1	●	-	302842	272810-032-D*	4.5
		3.5	5	150	-	210	-	8221G003	BR	EPDM	120/60,110/50	20342	6.1	●	-	310387-HW	238210-032-D*	3.4
3/4	3/4	5	5	150	125	210	353	8220G095 ①	BR	PTFE	120/60	21451	16.1	●	-	310416	272810-032-D*	3.6
	1/2	9.7	0	-	15	-	250	8267G023	BR	RYTON	120/60	21458	16.1	●	-	302844	272810-032-D*	4.5
1	1	13.5	5	150	125	210	353	8220G097	BR	PTFE	120/60	21853	16.1	●	-	310493	272810-032-D*	5.5
2/2 Normally Closed Slow Closing - Hot water service only																		
1/2	9/16	3.5	5	150	-	210	-	8221G003HW	BR	EPDM	120/60,110/50	20342	6.1	●	-	310387-HW	238210-032-D*	3.4
3/4	3/4	5.5	5	150	-	210	-	8221G005HW	BR	EPDM	120/60,110/50	20346	6.1	●	-	310388-HW	238210-032-D*	3.6
1	1	11.5	5	150	-	210	-	8221G007HW	BR	EPDM	120/60,110/50	21376	6.1	●	-	310420-HW	238210-032-D*	5.5
1 1/2	1 1/4	24	5	150	-	210	-	8221G011HW	BR	EPDM	120/60,110/50	21855	6.1	●	-	310421-HW	238210-032-D*	7.0

① Class H coil for added ambient temperature capability.

Slow Closing 2/2 Normally Closed 3/8" - 2"

Pipe Size (in)	Orifice (in)	Cv Flow	Operating Pressure Differential (psi)				Max. Fluid Temp. °F	Valve Catalog Number	Body Material	Sealing Material	Voltage	Valve Order Code	Wattage	Approvals		Rebuild Kit Order Code	Replacement Coil Order Code	Approx. Shipping Weight (lbs.)
			Min.	Max.										UL	FM			
				Air	Water	Light Oil												
2/2 Normally Closed																		
3/8	9/16	3	5	-	150	-	180	8221G001	BR	NBR	120/60,110/50	20339	6.1	UL	-	310387	238210-032-D*	3.4
1/2	9/16	3.5	5	-	150	-	180	8221G003	BR	NBR	120/60,110/50	20341	6.1	UL	-	310387	238210-032-D*	3.4
3/4	3/4	5.5	5	-	150	-	180	8221G005	BR	NBR	120/60,110/50	20345	6.1	UL	-	310388	238210-032-D*	3.6
		5.5	5	-	-	-	150	8221G005	BR	NBR	24/DC	21854	6.1	UL	-	312532	238710-006-D*	3.6
1	1	11.5	5	-	150	-	180	8221G007	BR	NBR	120/60,110/50	20349	6.1	UL	-	310420	238210-032-D*	5.5
		11.5	5	-	125	-	180	8221G007	BR	NBR	24/DC	21725	11.6	UL	-	312686	238710-006-D*	5.5
1 1/4	1 1/8	13	5	-	150	-	180	8221G009	BR	NBR	120/60,110/50	20352	6.1	UL	-	310506	238210-032-D*	6.1
1 1/2	1 1/4	24	5	-	150	-	180	8221G011	BR	NBR	120/60,110/50	20354	6.1	UL	-	310421	238210-032-D*	7.0
2	1 3/4	36	5	-	150	-	180	8221G013	BR	NBR	120/60,110/50	20356	6.1	UL	-	310422	238210-032-D*	8.0

Cryogenic valves are constructed with special materials in order to withstand the severe service encountered controlling cryogenic fluids such as liquid oxygen, liquid nitrogen, liquid argon, and liquid CO₂.

- Two-way (2/2) normally closed (opens when energized) operation
- Size range of 1/8" to 1/2"


Cryogenic 2/2 NC 1/8"- 1/2"


Pipe Size (in)	Orifice (in)	Cv Flow	Operating Pressure Differential (psi)			Max. Fluid Temp. °F	Valve Catalog Number	Body Material	Sealing Material	Voltage	Valve Order Code	Wattage	Approvals		Rebuild Kit Order Code	Replacement Coil Order Code	Approx. Shipping Weight (lbs.)	
			Min.	Max.									UL	FM				
				Cryogenic Fluid	Liquid CO ₂													
2/2 Normally Closed																		
1/8	3/64	0.06	0	-	1000	120	8264G009	BR	UR	120/60,110/50	21195	13.8	-	-	302850	238210-132-D*	1.8	
	3/32	0.2	0	-	300	120	8264G010	BR	UR	120/60,110/50	21198	13.8	-	-	302850	238210-132-D*	1.8	
	1/8	0.35	0	130	-	150	150	8263H240LT	BR	PTFE	120/60,110/50	22105	10.1	-	-	325037-LT	238610-032-D*	2.0
1/4	1/8	0.35	0	130	-	150	150	8262H232LT	BR	PTFE	120/60,110/50	22047	10.1	-	-	30218-LT	238610-032-D*	2.0
	7/32	0.73	0	100	-	150	150	8262H114LT	BR	PTFE	120/60,110/50	22103	17.1	-	-	325037-LT	238610-132-D*	2.3
	9/32	0.88	0	40	-	150	150	8262H210LT	BR	PTFE	120/60,110/50	22104	10.1	-	-	325037-LT	238610-032-D*	2.0
3/8	7/32	0.73	0	100	-	150	150	8263H206LT	BR	PTFE	120/60,110/50	22051	17.1	-	-	325037-LT	238610-132-D*	1.8
	9/32	0.88	0	40	-	150	150	8263H125LT	BR	PTFE	120/60,110/50	22050	10.1	-	-	325037-LT	238610-032-D*	2.3
1/2	5/8	4	0	90	-	150	150	8222G002LT ①	BR	PTFE	120/60,110/50	21143	17.1	-	-	304065	238810-132-D*	2.8

① Class H coil for added ambient temperature capability.

Refer to inside cover for ordering information.

Three-way (3/2) general service solenoid valves have three ports and two orifices. When one orifice is open, the other is closed.

- Control of air, water, light oil, non-corrosive media
- Normally closed (pressure to cylinder port when energized) operation
- Normally open (cylinder port exhausts when energized) operation
- Universal (can function as normally closed, normally open, diverter of 1 fluid, or selector of 2 fluids) operation
- Size range of 1/8" to 1"



General Service - 3/2 Normally Closed / Normally Open / Universal

Pipe Size (in)	Orifice (in)	Cv Flow	Operating Pressure Differential (psi)				Max. Fluid Temp. °F	Valve Catalog Number	Body Material	Sealing Material	Voltage	Valve Order Code	Wattage	Approvals		Rebuild Kit Order Code	Replacement Coil Order Code	Approx. Shipping Weight (lbs.)
			Min.	Max.										UL	FM			
				Air	Water	Light Oil												
3/2 Normally Closed																		
1/8	3/64	0.06	0	200	200	200	180	8320G132	BR	NBR	120/60,110/50	20710	6.1	●	-	302120	238210-032-D*	2.1
		0.06	0	200	200	200	180	8320G132MS	BR	NBR	120/60,110/50	20900	6.1	●	-	302120-MS	238210-032-D*	2.1
		0.06	0	200	200	200	120	8320G132	BR	NBR	24/DC	21587	10.6	●	-	302216	238310-006-D*	2.1
	1/16	0.09	0	150	125	125	180	8320G013	BR	NBR	120/60,110/50	20674	6.1	●	-	302120	238210-032-D*	2.1
	3/32	0.12	0	100	100	100	180	8320G015	BR	NBR	120/60,110/50	20678	6.1	●	-	302120	238210-032-D*	2.1
3/2 Normally Open																		
1/8	3/64	0.06	0	200	200	200	180	8320G136	BR	NBR	120/60,110/50	20713	6.1	●	-	302156	238210-032-D*	2.1
		0.06	0	200	200	200	180	8320G136MS	BR	NBR	120/60,110/50	20903	6.1	●	-	302156-MS	238210-032-D*	2.1
	3/32	0.12	0	100	100	100	180	8320G029	BR	NBR	120/60,110/50	20687	6.1	●	-	302156	238210-032-D*	2.1
	3/16	0.35	0	250	250	250	200	8300G003G	BR	SS	120/60	21469	20.1	-	-	306680-G	272610-132-D*	3.0
3/2 Universal																		
1/8	3/64	0.06	0	175	175	175	140	8320G130	BR	NBR	120/60,110/50	20706	9.1	●	-	302084	238210-132-D*	2.1
		0.06	0	125	125	125	120	8320G130	BR	NBR	12/DC	20709	10.6	●	-	302190	238310-004-D*	2.1
	1/16	0.08	0	100	100	100	180	8320G001MS	BR	NBR	120/60,110/50	20662	9.1	●	-	302088-MS	238210-132-D*	2.1
		0.08	0	65	65	65	120	8320G001	BR	NBR	24/DC	20669	10.6	●	-	302191	238210-006-D*	2.1
		0.08	0	100	100	100	180	8320G001	BR	NBR	120/60,110/50	20661	9.1	●	-	302088	238210-132-D*	2.1
		0.08	0	100	100	100	180	8320G001	BR	NBR	24/60	21729	9.1	●	-	302088	238210-105-D*	2.1
		0.08	0	100	100	100	180	OPSP8320G001MS	BR	NBR	120/60,110/50	20666	9.1	●	-	302088-MS	238212-132-*	2.1
		0.08	0	100	100	100	180	8320G001	BR	NBR	120/60,110/50	20661	9.1	●	-	302088	238210-132-D*	2.1
	3/32	0.12	0	50	50	50	180	8320G083	BR	NBR	120/60,110/50	20697	6.1	●	-	302092	238210-032-D*	2.1
	1/8	0.21	0	30	30	30	180	8320G003	BR	NBR	120/60,110/50	20670	9.1	●	-	302096	238210-132-D*	2.1
0.21		0	30	30	30	180	8320G043	SS	NBR	120/60,110/50	20692	9.1	●	-	302098	238210-132-D*	2.1	

General Service - 3/2 Normally Closed / Normally Open 1/4"

Pipe Size (in)	Orifice (in)	Cv Flow	Operating Pressure Differential (psi)				Max. Fluid Temp. °F	Valve Catalog Number	Body Material	Sealing Material	Voltage	Valve Order Code	Wattage	Approvals		Rebuild Kit Order Code	Replacement Coil Order Code	Approx. Shipping Weight (lbs.)	
			Min.	Max.										UL	FM				
				Air	Water	Light Oil													
3/2 Normally Closed																			
1/4	1/16	0.09	0	210	225	225	200	8320G182	BR	NBR	120/60,110/50	20748	17.1	●	-	302141	238610-132-D*	2.5	
		0.09	0	210	225	225	200	EF8320G182	BR	NBR	120/60,110/50	20749	17.1	●	-	302141	238614-132-D*	2.5	
		0.09	0	160	160	160	150	EF8320G182	BR	NBR	24/DC	21259	11.6	●	-	302227	238714-006-D*	2.5	
		0.09	0	150	-	-	180	8320G701 ①	BR	NBR	120/60,110/50	21364	6.1	□	-	318814	238210-032-D*	2.5	
		0.09	0	160	160	160	150	8320G182	BR	NBR	24/DC	21862	11.6	●	-	302227	238710-004-D*	2.5	
		0.09	0	160	160	160	150	8320G182	BR	NBR	12/DC	21861	11.6	●	-	302227	238710-006-D*	2.5	
	3/32	1/8	0.12	0	100	-	-	180	8320G702 ①	BR	NBR	120/60,110/50	21883	6.1	□	-	318814	238210-032-D*	2.5
			0.12	0	150	-	-	200	8320G704 ①	BR	NBR	120/60,110/50	21365	10.1	□	-	318818	238610-032-D*	2.5
			0.12	0	150	-	-	200	EF8320G704 ①	BR	NBR	120/60,110/50	21575	10.1	●	-	318818	238614-032-D*	2.5
			0.12	0	150	150	150	200	8320G184	BR	NBR	120/60,110/50	20750	10.1	●	-	302142	238610-032-D*	2.5
			0.12	0	150	150	150	200	EF8320G184	BR	NBR	120/60,110/50	20753	10.1	●	-	302142	238614-032-D*	2.5
			0.12	0	150	150	150	200	8320G184MO	BR	NBR	120/60,110/50	21731	10.1	●	-	302142-MO	238610-032-D*	2.5
			0.12	0	150	150	150	200	8320G184MS	BR	NBR	120/60,110/50	21108	10.1	●	-	302142-MS	238610-032-D*	2.5
			0.12	0	150	150	150	200	EFHT8320G184	BR	NBR	120/60,110/50	20754	10.1	●	-	302142	238814-032-D*	2.5
			0.12	0	115	115	115	150	8320G184	BR	NBR	24/DC	20758	11.6	●	-	302227	238710-006-D*	2.5
			0.12	0	115	115	115	150	EF8320G184	BR	NBR	24/DC	20759	11.6	●	-	302227	238714-006-D*	2.5
			0.12	0	150	150	150	200	8320G202	SS	NBR	120/60,110/50	20941	10.1	●	-	312191	238610-032-D*	2.5
			0.12	0	150	150	150	200	EF8320G202	SS	NBR	120/60,110/50	20942	10.1	●	-	312191	238614-032-D*	2.5
		0.12	0	150	150	150	200	EFHT8320G202	SS	NBR	120/60,110/50	21870	10.1	●	-	312191	238814-032-D*	2.5	
		0.12	0	115	115	115	150	8320G202	SS	NBR	24/DC	21732	11.6	●	-	312192	238710-006-D*	2.5	
		0.12	0	115	115	115	150	EF8320G202	SS	NBR	24/DC	20949	11.6	●	-	312192	238714-006-D*	2.5	
		0.12	0	110	110	110	200	8320G089	BR	NBR	120/60,110/50	21730	9.1	●	-	302133	238210-132-D*	2.5	
		0.15	0	205	205	190	200	8314H035	BR	NBR	120/60,110/50	22109	10.1	●	-	323958	238610-032-D*	2.6	
		0.15	0	205	205	190	200	EF8314H035	BR	NBR	120/60,110/50	22115	10.1	●	-	323958	238614-032-D*	2.6	
	0.15	0	205	205	190	200	8314H121	SS	NBR	120/60,110/50	22113	10.1	●	-	323960	238610-032-D*	2.6		
	0.2	5	150	-	-	180	8317G023	BR	NBR	120/60,110/50	20650	10.1	●	-	302902	238610-032-D*	2.7		
	0.2	5	150	150	95	180	8317G035	BR	NBR	120/60,110/50	20652	10.1	●	-	314463	238610-032-D*	2.7		
	0.21	0	250	250	250	180	8300G058RF	BR	NBR	120/60	21474	20.1	-	-	306680-RF	272610-132-D*	4.5		
	1/8	3/16	0.25	0	85	85	85	200	8320G203	SS	NBR	120/60,110/50	20950	10.1	●	-	312191	238610-032-D*	2.5
			0.25	0	60	60	60	150	EF8320G203	SS	NBR	24/DC	21868	11.6	●	-	312192	238714-006-D*	2.5
			0.25	0	145	145	100	200	8314H036	BR	NBR	120/60,110/50	22110	10.1	●	-	323958	238610-032-D*	2.6
			0.25	0	85	85	85	200	8320G186	BR	NBR	120/60,110/50	20760	10.1	●	-	302143	238610-032-D*	2.5
0.25			0	85	85	85	200	EF8320G186	BR	NBR	120/60,110/50	20761	10.1	●	-	302143	238614-032-D*	2.5	
0.25			0	85	85	85	200	EFHT8320G186	BR	NBR	120/60,110/50	21775	10.1	●	-	302143	238814-032-D*	2.5	
11/64	3/32	0.25	0	85	85	85	200	EF8320G203	SS	NBR	120/60,110/50	20951	10.1	●	-	312191	238614-032-D*	2.5	
		0.35	0	45	45	45	200	EF8320G188	BR	NBR	120/60,110/50	20765	10.1	●	-	302144	238614-032-D*	2.5	
9/32	1/4	0.35	0	45	45	45	200	8320G188	BR	NBR	120/60,110/50	20764	10.1	●	-	302144	238610-032-D*	2.5	
		0.8	10	200	200	200	180	8321G001	BR	NBR	120/60,110/50	20778	6.1	●	-	302925	238210-032-D*	3.8	
		0.8	10	200	200	200	180	EF8321G001	BR	NBR	120/60,110/50	20779	6.1	●	-	302925	238214-032-D*	3.8	
	0.8	10	200	200	200	120	8321G001	BR	NBR	24/DC	21381	10.6	●	-	302929	238310-006-D*	3.8		
	0.8	10	200	200	200	120	EF8321G001	BR	NBR	24/DC	20783	10.6	●	-	302929	238314-006-D*	3.8		
	0.2	5	150	150	95	180	EF8317G035	BR	NBR	120/60,110/50	20653	10.1	●	-	314463	238614-032-D*	2.7		
3/32	1/4	0.2	5	75	55	30	104	EF8317G035	BR	NBR	24/DC	20656	11.6	●	-	314466	238714-006-D*	2.7	
		0.2	5	150	150	95	180	EF8317G036	SS	NBR	120/60,110/50	20657	10.1	●	-	314469	238614-032-D*	2.7	
		0.39	0	150	150	150	180	EF8300G081RF	BR	NBR	120/60	21506	20.1	●	-	306681-RF	272614-132-D*	4.5	
1/4	9/32	0.45	0	190	190	190	200	8300G081F	BR	SS	120/60	21459	20.1	-	-	306681-F	272610-132-D*	4.5	
		0.45	0	250	250	250	200	8300D061F	BR	SS	120/60	01198	28.0	-	-	306682-F	222345-005-D*	4.5	
3/2 Normally Open																			
1/4	1/16	0.08	0	250	250	250	200	EF8320G192	BR	NBR	120/60,110/50	20768	7.1	●	-	302183	238614-132-D*	2.5	
		0.09	0	250	250	250	200	8320G192	BR	NBR	120/60,110/50	20767	17.1	●	-	302183	238610-132-D*	2.5	
		0.09	0	250	250	250	200	8320G192MS	BR	NBR	120/60,110/50	21110	17.1	●	-	302183-MS	238610-132-D*	2.5	
	3/32	1/8	0.12	0	150	140	140	200	8320G194	BR	NBR	120/60,110/50	20770	10.1	●	-	302184	238610-032-D*	2.5
			0.12	0	150	140	140	200	EF8320G194	BR	NBR	120/60,110/50	21752	10.1	●	-	302184	238614-032-D*	2.5
	3/32	1/8	0.15	0	175	175	175	200	8314H053	BR	NBR	120/60,110/50	22112	10.1	●	-	323970	238610-032-D*	2.6
			0.8	10	200	200	200	180	8321G003	BR	NBR	120/60,110/50	20791	6.1	●	-	302927	238210-032-D*	3.8

① NAMUR direct mount construction.



Plastic Body - 3/2 Normally Closed 1/4"

Pipe Size (in)	Orifice (in)	Cv Flow	Operating Pressure Differential (psi)				Max. Fluid Temp. °F	Valve Catalog Number	Body Material	Sealing Material	Voltage	Valve Order Code	Wattage	Approvals		Rebuild Kit Order Code	Replacement Coil Order Code	Approx. Shipping Weight (lbs.)
			Min.	Max.										UL	FM			
				Air	Water	Light Oil												
3/2 Normally Closed																		
1/4	1/16	0.07	0	100	100	-	130	8360G071	PL	NBR	120/60,110/50	20925	9.1	☐	-	304323	238210-132-D*	2.0
	3/32	0.11	0	100	100	-	130	8360G077	PL	NBR	120/60,110/50	20927	6.1	☐	-	304328	238210-032-D*	2.0

General Service - 3/2 Universal 1/4"

Pipe Size (in)	Orifice (in)	Cv Flow	Operating Pressure Differential (psi)				Max. Fluid Temp. °F	Valve Catalog Number	Body Material	Sealing Material	Voltage	Valve Order Code	Wattage	Approvals		Rebuild Kit Order Code	Replacement Coil Order Code	Approx. Shipping Weight (lbs.)
			Min.	Max.										UL	FM			
				Air	Water	Light Oil												
3/2 Universal																		
1/4	1/32	0.02	0	395	410	410	140	8320A170	BR	Cast UR	120/60,110/50	01471	16.7	●	-	302112	064982-001-D*	2.1
		0.05	0	200	200	200	200	8314H006	BR	NBR	120/60,110/50	22106	10.1	●	-	323961	238610-032-D*	2.6
	3/64	0.05	0	200	200	200	200	EF8314H006	BR	NBR	120/60,110/50	22114	10.1	●	-	323961	238614-032-D*	2.6
		0.09	0	75	75	75	150	EF8320G172	BR	NBR	24/DC	21103	11.6	●	-	302201	238714-006-D*	2.5
	1/16	0.09	0	125	130	130	200	8320G172	BR	NBR	120/60,110/50	20718	10.1	●	-	302114	238610-032-D*	2.5
		0.09	0	125	130	130	200	EF8320G172	BR	NBR	120/60,110/50	20719	10.1	●	-	302114	238614-032-D*	2.5
		0.09	0	75	75	75	150	8320G172	BR	NBR	24/DC	20725	11.6	●	-	302201	238710-006-D*	2.5
		0.12	0	100	100	100	200	EF8320G174MO	BR	NBR	120/60,110/50	20729	17.1	●	-	302116-MC	238614-132-D*	2.5
	3/32	0.12	0	100	100	100	200	8320G174	BR	NBR	120/60,110/50	20726	17.1	●	-	302116	238610-132-D*	2.5
		0.12	0	100	100	100	200	EF8320G174	BR	NBR	120/60,110/50	20728	17.1	●	-	302116	238614-132-D*	2.5
		0.12	0	100	100	100	200	EF8320G174MS	BR	NBR	120/60,110/50	20730	17.1	●	-	302116-MS	238614-132-D*	2.5
		0.12	0	100	100	100	200	EFHB8320G174 ①	BR	NBR	120/60,110/50	20731	17.1	●	-	302116	238814-132-D*	2.5
		0.12	0	60	60	60	150	8320G174	BR	NBR	24/DC	21860	11.6	●	-	302201	238710-006-D*	2.5
		0.12	0	60	60	60	150	EF8320G174	BR	NBR	24/DC	20737	11.6	-	-	302201	238714-006-D*	2.5
		0.12	0	60	60	60	150	EFHC8320G174 ①	BR	NBR	125/DC	21774	24.6	●	-	302201	238914-335-D*	2.5
		0.12	0	100	100	100	200	8320G200	SS	NBR	120/60,110/50	20939	17.1	●	-	312189	238610-132-D*	2.5
		0.12	0	100	100	100	200	EF8320G200	SS	NBR	120/60,110/50	20940	17.1	●	-	312189	238614-132-D*	2.5
		0.12	0	100	100	100	200	EFHB8320G200	SS	NBR	120/60,110/50	21772	17.1	●	-	312189	238814-132-D*	2.5
		0.12	0	60	60	60	150	EF8320G200 ①	SS	NBR	24/DC	20946	11.6	●	-	312190	238714-006-D*	2.5
		0.15	0	105	85	60	200	8314H007	BR	NBR	120/60,110/50	22107	10.1	●	-	323966	238610-032-D*	2.6
	3/16	0.25	0	150	150	150	180	8300G058RU	BR	NBR	120/60	21476	20.1	-	-	306680-RU	272610-132-D*	4.5
	1/8	0.25	0	50	50	50	200	EF8320G176	BR	NBR	240/60,220/50	21867	17.1	●	-	302116	238614-158-D*	2.5
		0.25	0	70	70	40	200	8314H008	BR	NBR	120/60,110/50	22108	10.1	●	-	323966	238610-032-D*	2.6
		0.25	0	50	50	50	200	8320G176	BR	NBR	120/60,110/50	20738	17.1	●	-	302116	238610-132-D*	2.5
		0.25	0	50	50	50	200	EF8320G176	BR	NBR	120/60,110/50	20740	17.1	●	-	302116	238614-132-D*	2.5
		0.25	0	50	50	50	200	8320G201	SS	NBR	120/60,110/50	20947	17.1	●	-	312189	238610-132-D*	2.5
		0.25	0	50	50	50	200	EF8320G201	SS	NBR	120/60,110/50	20948	17.1	●	-	312189	238614-132-D*	2.5
	11/64	0.35	0	20	20	20	200	8320G178	BR	NBR	120/60,110/50	20746	10.1	●	-	302118	238610-032-D*	2.5
0.35		0	20	20	20	200	EF8320G178	BR	NBR	120/60,110/50	20747	10.1	●	-	302118	238614-032-D*	2.5	
1/4	0.45	0	120	120	120	200	EF8300D061U	BR	METAL	120/60	20552	28.0	-	-	306688-U	222345-005-D*	4.5	
	0.49-0.56	0	150	150	150	248	EV8327G042	SS	FKM	120/50-60	21640	12.0	●	-	123670	276003-032-D*	3.2	
	0.49-0.56	0	150	150	150	248	EV8327G042	SS	FKM	24/DC	21681	11.6	●	-	123670	274714-006-D*	2.5	
	0.49-0.56	0	150	150	150	176	EF8327G041	BR	NBR	120/50-60	21639	12	○	-	123669	276002-032-D	2.3	
	0.49-0.56	0	-	-	-	176	EF8327G041	BR	NBR	24/DC	21680	11.6	○	-	123669	238714-006-D	2.3	

General Service - 3/2 Normally Closed / Normally Open / Universal 3/8" - 1"

Pipe Size (in)	Orifice (in)	Cv Flow	Operating Pressure Differential (psi)				Max. Fluid Temp. °F	Valve Catalog Number	Body Material	Sealing Material	Voltage	Valve Order Code	Wattage	Approvals		Rebuild Kit Order Code	Replacement Coil Order Code	Approx. Shipping Weight (lbs.)
			Min.	Max.										UL	FM			
				Air	Water	Light Oil												
3/2 Normally Closed																		
3/8	1/4	0.45	0	250	250	250	200	8300D009F	BR	SS	120/60	01186	28.0	-	-	306682-F	222345-005-D*	4.5
		0.8	10	200	200	200	180	8321G002	BR	NBR	120/60,110/50	20784	6.1	●	-	302925	238210-032-D*	3.8
	9/32	0.8	10	200	200	200	180	EF8321G002	BR	NBR	120/60,110/50	20785	6.1	●	-	302925	238214-032-D*	3.8
		0.8	10	200	200	200	120	EF8321G002	BR	NBR	24/DC	20790	10.6	●	-	302929	238314-006-D*	3.8
		2.5	10	250	250	-	180	EF8316G014 ①	BR	NBR	120/60,110/50	20607	17.1	-	-	314495	238614-132-D*	4.5
		2.5	10	250	250	-	180	8316G014 ①	BR	NBR	120/60,110/50	20606	17.1	-	-	314495	238610-132-D*	4.5
	5/8	3	5	125	125	-	120	EF8316G054 ①	BR	NBR	24/DC	21866	10.1	-	-	314493	238314-006-D*	4.5
		3	10	150	125	-	180	8316G054 ①	BR	NBR	120/60,110/50	20625	6.1	-	-	314491	238210-032-D*	4.9
		3	10	150	125	-	180	EF8316G054 ①	BR	NBR	120/60,110/50	20626	6.1	-	-	314491	238214-032-D*	4.9
		3	10	150	125	-	180	8300G068F	BR	SS	120/60	21480	20.1	-	-	306683-F	272610-132-D*	5.0
1/2	5/16	0.75	0	120	120	120	200	8300G068F	BR	SS	120/60	21480	20.1	-	-	306683-F	272610-132-D*	5.0
		3.2	10	150	125	-	180	8316G064MO ①	BR	NBR	120/60,110/50	21882	6.1	-	-	318183	238210-032-D*	4.9
	5/8	3.2	10	125	125	-	120	8316G064 ①	BR	NBR	24/DC	21859	10.6	-	-	314493	238210-006-D*	4.9
		3.2	10	125	125	-	120	EF8316G064 ①	BR	NBR	24/DC	21100	10.6	-	-	314493	238210-006-D*	4.9
		3.2	10	250	250	-	180	8316G024 ①	BR	NBR	120/60,110/50	20613	17.1	-	-	314495	238610-132-D*	4.0
		3.2	10	250	250	-	180	EF8316G024 ①	BR	NBR	120/60,110/50	21356	17.1	-	-	314495	238614-132-D*	4.9
		3.2	10	150	125	-	180	8316G064 ①	BR	NBR	120/60,110/50	20637	6.1	-	-	314491	238210-032-D*	4.9
3/4	11/16	4.8	10	250	250	-	180	8316G044 ①	BR	NBR	120/60,110/50	20623	17.1	-	-	314495	238610-132-D*	4.9
		4.8	10	150	125	-	180	EF8316G074 ①	BR	NBR	120/60,110/50	20645	6.1	-	-	314491	238210-032-D*	4.9
		4.8	10	150	125	-	180	8316G074 ①	BR	NBR	120/60,110/50	20644	6.1	-	-	314491	238210-032-D*	5.1
1	1	12.5	10	150	125	-	180	8316G034 ①	BR	NBR	120/60,110/50	21728	6.1	-	-	302661	238210-032-D*	8.8
3/2 Normally Open																		
3/8	9/32	0.8	10	200	200	200	180	8321G004	BR	NBR	120/60,110/50	20793	6.1	●	-	302927	238210-032-D*	3.8
		2.5	10	150	125	-	180	8316G056 ①	BR	NBR	120/60,110/50	20635	6.1	-	-	314492	238210-032-D*	4.9
	5/8	2.5	10	250	250	-	180	8316G016 ①	BR	NBR	120/60,110/50	20611	17.1	-	-	314496	238610-132-D*	4.5
3.2		10	250	250	-	180	8316G026 ①	BR	NBR	120/60,110/50	20616	17.1	-	-	314496	238210-132-D*	5.1	
1/2	5/8	3.2	10	250	250	-	180	8316G026MO ①	BR	NBR	120/60,110/50	20617	17.1	-	-	314496-MO	238610-132-D*	5.1
		3.2	10	150	125	-	180	8316G066 ①	BR	NBR	120/60,110/50	20641	6.1	-	-	314492	238210-032-D*	4.9
		3.2	10	150	125	-	180	EF8316G066 ①	BR	NBR	120/60,110/50	21750	6.1	-	-	314492	238214-032-D*	4.9
		3.2	10	150	125	-	180	8316G076 ①	BR	NBR	120/60,110/50	20646	6.1	-	-	314492	238210-032-D*	5.1
3/4	11/16	4.8	10	150	125	-	180	8316G076 ①	BR	NBR	120/60,110/50	20646	6.1	-	-	314492	238210-032-D*	5.1
3/2 Universal																		
3/8	1/4	0.45	0	120	120	120	200	8300D009U	BR	SS	120/60	01189	28.0	-	-	306682-U	222345-005-D*	4.5
1/2	3/8	0.86	0	35	35	35	200	8300G076U	BR	SS	120/60	21489	20.1	-	-	306684-U	272610-132-D*	5.0

① A Minimum Operating Pressure Differential must be maintained between the pressure and exhaust ports. Supply and exhaust piping must be full area, unrestricted. ASCO flow controls and other similar components must be installed in the cylinder lines only.

Pneumatic pilot valves are three-way (3/2) valves made for pneumatically controlling other system components including cylinders and actuators.

- 1/8" male threads (can be mounted directly to the ASCO Angle Body Piston Valves)
- Pad mount for use with ASCO pad single station sub-bases (must be ordered separately)



3/2 Normally Closed Pneumatic

Pipe Size (in)	Orifice (in)	Cv Flow	Operating Pressure Differential (psi)				Max. Fluid Temp. °F	Valve Catalog Number	Body Material	Sealing Material	Voltage	Valve Order Code	Wattage	Approvals		Rebuild Kit Order Code	Replacement Coil Order Code	Approx. Shipping Weight (lbs.)
			Min.	Max.										UL	FM			
				Air	Water	Light Oil												
3/2 Normally Closed																		
1/8 Male	3/64	0.05	0	145	-	-	140	18900036	PA+V	NBR	120/60,110/50	18900036-120/60	2.5	-	-	-	43004884	1.0
		0.05	0	145	-	-	140	18900036	PA+V	NBR	24/DC	18900036-24/DC	2.5	-	-	-	43004869	1.0
		0.05	0	145	-	-	140	18900049	PA+V	NBR	120/60,110/50	18900049-120/60	2.5	-	-	-	43004884	1.0
		0.05	0	145	-	-	140	18900049	PA+V	NBR	24/DC	18900049-24/DC	2.5	-	-	-	43004869	1.0
Pad Mounted																		
①	3/64	0.05	0	145	-	-	140	18900001	PA+V	NBR	120/60,110/50	18900001-120/60	2.5	-	-	-	43004884	1.0
		0.05	0	145	-	-	140	18900001	PA+V	NBR	24/DC	18900001-24/DC	2.5	-	-	-	43004869	1.0
		0.05	0	145	-	-	140	18990001	PA+V	NBR	-	18990001	-	-	-	-	-	1.0

① To convert pad mount products to 1/8" female piped version order single station sub-base (Zinc) catalog number 3530051 separately.

Four-way four port (4/2) and five port (5/2) general service solenoid valves have one pressure port, two cylinder ports, and either one or two exhaust ports.

- Control of air, water, light oil, non-corrosive media
- Size range of 1/4" to 3/4"
- Single and Dual solenoid operation
- Inline (pipe connections) and NAMUR (industry standard direct mount) configurations



General Service - 4/2 Inline 1/4" - 3/4"

Pipe Size (ins.)	Orifice (ins.)	Cv Flow	Operating Pressure Differential (psi)				Max. Fluid Temp. °F	Valve Catalog Number	Body Material	Sealing Material	Voltage	Valve Order Code	Wattage	Approvals		Rebuild Kit Order Code	Replacement Coil Order Code	Approx. Shipping Weight (lbs.)	
			Min.	Air	Water	Light Oil								UL	FM				
4/2 Inline Single Solenoid																			
1/4	5/64	0.1	0	150	-	-	130	8340G001	AL	PE	120/60,110/50	21064	17.1	●	-	302751	238610-132-D*	4.5	
		0.1	0	150	-	-	130	EF8340G001	AL	PE	120/60,110/50	21069	17.1	●	-	302751	238614-132-D*	4.5	
		0.1	0	150	-	-	130	JSP8340G001	AL	PE	120/60,110/50	21779	17.1	●	-	302751	238612-132-*	4.5	
		0.1	0	100	-	-	95	8340G001	AL	PE	24/DC	21066	22.6	●	-	302759	238710-106-D*	4.5	
	3/16	0.7	0	125	100	100	160	8342G001	BR	PTFE	120/60	21421	20.1	●	-	306191	272610-132-D*	4.0	
			0	125	100	100	160	EF8342G001	BR	NBR	120/60	21422	20.1	●	-	306191	272614-132-D*	4.0	
		0.7	0	125	100	100	160	EFHB8342G001 ②	BR	NBR	120/60	21773	20.1	●	-	306191	272814-132-D*	4.0	
			0	125	100	100	180	HB8342G001 ②	BR	NBR	120/60	21776	20.1	●	-	306191	272810-132-D*	4.0	
		0.7	0	125	100	100	160	EF8342G001MS	BR	NBR	120/60	21424	20.1	●	-	306191-MS	272614-132-D*	4.0	
			0	125	100	100	160	EF8342G001MMS	BR	NBR	120/60	21753	20.1	●	-	306806	272614-132-D*	4.0	
		0.7	0	125	100	100	160	8342G001MS	BR	PTFE	120/60	21423	20.1	●	-	306191-MS	272610-132-D*	4.0	
			0	125	100	100	160	8342G701	SS	PTFE	120/60	21563	20.1	●	-	310189	272610-132-D*	4.0	
	1/4	0.8	10	250	250	250	180	8344G000 ①	BR	NBR	120/60,110/50	20815	17.1	-	-	302710	238610-132-D*	5.2	
			10	250	250	250	180	EF8344G000 ①	BR	NBR	120/60,110/50	21756	17.1	-	-	302710	238614-132-D*	5.2	
		0.8	10	250	250	250	180	8344G000MO ①	BR	NBR	120/60,110/50	20816	17.1	-	-	302710-MO	238610-132-D*	5.2	
			10	150	125	125	180	8344G070 ①	BR	NBR	120/60,110/50	20849	10.1	●	-	302709	238610-032-D*	5.2	
		0.8	10	150	125	125	180	EF8344G070 ①	BR	NBR	120/60,110/50	20851	10.1	●	-	302709	238614-032-D*	5.2	
			10	150	125	125	180	8344G070MO ①	BR	NBR	120/60,110/50	20850	10.1	●	-	302709-MO	238610-032-D*	5.2	
		0.8	10	125	125	125	150	8344G070 ①	BR	NBR	24/DC	21736	11.6	●	-	302731	238710-006-D*	5.2	
			10	125	125	125	150	EF8344G070 ①	BR	NBR	24/DC	21760	11.6	●	-	302731	238714-006-D*	5.2	
	3/8	3/16	0.7	0	125	100	100	160	8342G003	BR	PTFE	120/60	21426	20.1	●	-	306191	272610-132-D*	4.0
			0.7	0	125	100	100	160	EF8342G003	BR	NBR	120/60	21427	20.1	●	-	306191	272614-132-D*	4.0
			0.7	0	125	100	100	160	EF8342G003MS	BR	NBR	120/60	21428	20.1	●	-	306191-MS	272614-132-D*	4.0
			0.7	0	125	-	-	160	EF8342G003PMS	BR	NBR	120/60	21754	20.1	●	-	314213	272614-132-D*	4.0
			0.7	0	125	100	100	160	8342G003MS	BR	PTFE	120/60	21733	20.1	●	-	306191-MS	272610-132-D*	4.0
			0.7	0	125	100	100	160	8342G703	SS	PTFE	120/60	21514	20.1	●	-	310189	272610-132-D*	4.0
		1/4	0.8	10	250	250	250	180	8344G001 ①	BR	NBR	120/60,110/50	20819	17.1	●	-	302710	238610-132-D*	5.5
				10	250	250	250	180	EF8344G001 ①	BR	NBR	120/60,110/50	21757	17.1	●	-	302710	238614-132-D*	5.5
0.8			10	250	250	250	180	8344G001MO ①	BR	NBR	120/60,110/50	20820	17.1	●	-	302710-MO	238610-132-D*	5.5	
			1.4	10	125	125	125	150	8344G072	BR	NBR	24/DC	21863	11.6	-	-	302733	238710-006-D*	5.5
3/8		1.4	10	125	125	125	150	EF8344G072	BR	NBR	24/DC	20864	11.6	●	-	302733	238714-006-D*	5.5	
			10	150	125	125	180	8344G072 ①	BR	NBR	120/60,110/50	20857	10.1	●	-	302711	238610-032-D*	5.5	
		1.4	10	150	125	125	180	EF8344G072 ①	BR	NBR	120/60,110/50	20859	10.1	●	-	302711	238614-032-D*	5.5	
			10	150	125	125	180	EF8344G072MO ①	BR	NBR	120/60,110/50	20860	10.1	●	-	302711-MO	238614-032-D*	5.7	
1/2		3/8	1.4	10	250	250	250	180	8344G027 ①	BR	NBR	120/60,110/50	20826	17.1	●	-	302712	238610-132-D*	6.0
			1.4	10	250	250	250	180	EF8344G027 ①	BR	NBR	120/60,110/50	21758	17.1	●	-	302712	238614-132-D*	6.0
	1.4		10	250	250	250	180	8344G027MO ①	BR	NBR	120/60,110/50	20827	17.1	●	-	302712-MO	238610-132-D*	6.2	
	1.4		10	150	125	125	180	8344G074 ①	BR	NBR	120/60,110/50	20865	10.1	●	-	302711	238610-032-D*	6.0	
	1.4		10	150	125	125	180	EF8344G074 ①	BR	NBR	120/60,110/50	20867	10.1	●	-	302711	238614-032-D*	6.0	
	1.4		10	150	125	125	180	EF8344G074MO ①	BR	NBR	120/60,110/50	20868	10.1	●	-	302711-MO	238614-032-D*	6.2	
	1.4		10	150	125	125	180	8344G074MO ①	BR	NBR	120/60,110/50	20866	10.1	●	-	302711-MO	238610-032-D*	6.2	
	3/4		3/4	5.2	10	150	125	125	180	8344G076 ①	BR	NBR	120/60,110/50	20871	10.1	-	-	302713	238610-032-D*
5.2		10		150	125	125	180	EF8344G076 ①	BR	NBR	120/60,110/50	20872	10.1	●	-	302713	238614-032-D*	8.0	
5.2		10		250	250	250	180	8344G029 ①	BR	NBR	120/60,110/50	20832	17.1	-	-	302714	238610-132-D*	8.0	

① A Minimum Operating Pressure Differential must be maintained between the pressure and exhaust ports. Supply and exhaust piping must be full area, unrestricted. ASCO flow controls and other similar components must be installed in the cylinder lines only.

② Class H coil for added ambient temperature capability.

General Service - 4/2 Inline 1/4" - 1/2"

Pipe Size (in)	Orifice (in)	Cv Flow	Operating Pressure Differential (psi)				Max. Fluid Temp. °F	Valve Catalog Number	Body Material	Sealing Material	Voltage	Valve Order Code	Wattage	Approvals		Rebuild Kit Order Code	Replacement Coil Order Code	Approx. Shipping Weight (lbs.)
			Min.	Max.										UL	FM			
				Air	Water	Light Oil												
4/2 Inline Dual Solenoid																		
1/4	3/16	0.7	0	125	125	125	160	8342G020	BR	PTFE	120/60	21734	16.1	●	-	306193	272610-032-D*	4.8
		0.7	0	125	125	125	160	EF8342G020	BR	PTFE	120/60	21425	16.1	●	-	306193	272614-032-D*	4.8
	1/4	0.8	10	250	200	200	125	8344G044 ①	BR	NBR	120/60,110/50	20837	6.1	-	-	302721	238210-032-D*	5.9
		0.8	10	250	200	125	180	EF8344G044 ①	BR	NBR	120/60,110/50	21759	6.1	●	-	302721	238214-032-D*	5.9
		1	10	250	200	125	180	EF8344G044MO ①	BR	NBR	120/60,110/50	20839	6.1	-	-	302721-MO	238214-032-D*	6.7
3/8	3/16	0.7	0	125	125	125	160	8342G022	BR	PTFE	120/60	21735	16.1	●	-	306193	272610-032-D*	4.8
		0.7	0	125	125	125	160	EF8342G022	BR	NBR	120/60	21755	16.1	●	-	306193	272614-032-D*	4.8
	3/8	1.4	10	250	200	125	180	8344G080 ①	BR	NBR	120/60,110/50	20874	6.1	-	-	302723	238210-032-D*	7.1
		1.4	10	300	300	200	180	8344G050 ①	BR	NBR	120/60,110/50	20842	10.1	-	-	302724	238210-032-D*	7.1
1/2	3/8	1.4	10	250	200	125	180	8344G082 ①	BR	NBR	120/60,110/50	20877	6.1	●	-	302723	238210-032-D*	7.1

① A Minimum Operating Pressure Differential must be maintained between the pressure and exhaust ports. Supply and exhaust piping must be full area, unrestricted. ASCO flow controls and other similar components must be installed in the cylinder lines only.

General Service - 4/2, 5/2 Inline/NAMUR 1/8" - 1/2"

Pipe Size (in)	Orifice (in)	Cv Flow	Operating Pressure Differential (psi)				Max. Fluid Temp. °F	Valve Catalog Number	Body Material	Sealing Material	Voltage	Valve Order Code	Wattage	Approvals		Rebuild Kit Order Code	Replacement Coil Order Code	Approx. Shipping Weight (lbs.)	
			Min.	Max.										UL	FM				
				Air	Water	Light Oil													
5/2 Inline Single Solenoid																			
1/8	0.16	0.42	25	115	-	-	120	52000015	AL	NBR	120/60,110/50	52000015	1.6	□	-	-	-	1.0	
1/4	1/16	0.09	10	150	-	-	180	8345H003 ①	BR	NBR	120/60,110/50	21058	10.1	●	-	302698	238610-032-D*	4.8	
		0.09	10	150	-	-	180	EF8345H003 ①	BR	NBR	120/60,110/50	21059	10.1	●	-	302698	238614-032-D*	4.8	
		0.09	10	150	-	-	180	8345H003V ①	BR	NBR	120/60,110/50	21739	10.1	●	-	302698-V	238610-032-D*	4.8	
		0.09	10	150	150	150	180	8345G001 ①	BR	NBR	120/60,110/50	20879	10.1	●	-	314453	238610-032-D*	4.8	
		0.09	10	150	150	150	180	EF8345G001 ①	BR	NBR	120/60,110/50	20882	10.1	●	-	314453	238614-032-D*	4.8	
		0.09	10	150	150	150	180	EF8345G001MO ①	BR	NBR	120/60,110/50	20883	10.1	●	-	314453-MO	238614-032-D*	4.8	
		0.09	10	150	150	150	180	8345G001MO ①	BR	NBR	120/60,110/50	20880	10.1	●	-	314453-MO	238610-032-D*	4.8	
		0.09	10	150	150	150	180	8345G001V ①	BR	NBR	120/60,110/50	21738	10.1	●	-	314453-V	238610-032-D*	4.8	
		0.09	10	100	100	100	104	8345G001 ①	BR	NBR	24/DC	21737	11.6	●	-	314455	238710-006-D*	4.8	
		0.09	10	100	100	100	140	EF8345G001 ①	BR	NBR	24/DC	20890	11.6	●	-	314455	238714-006-D*	4.8	
	0.09	10	150	150	150	180	EFHT8345G001 ①②	BR	NBR	120/60,110/50	20884	10.1	●	-	314453	238814-032-D*	4.8		
	1/4	1/4	0.86	30	150	-	-	140	SC8551A017MS	AL	NBR	120/50-60	21796	2.5	□	-	-	400125-088-*	2.0
			0.86	30	150	-	-	140	WT8551A017MS	AL	NBR	120/60,110/50	21811	6.3	□	-	-	266763-902-D*	2.0
			0.86	30	150	-	-	104	EF8551A017MS	AL	NBR	120/60,110/50	21764	6.3	●	-	-	266762-902-D*	2.0
0.86			30	150	-	-	140	SC8551A017MS	AL	NBR	24/DC	21797	3.0	□	-	-	400125-042-*	2.0	
0.86			30	150	-	-	77	EF8551A017MS	AL	NBR	24/DC	21765	6.9	●	-	-	270007-006-D*	2.0	
5/2 Inline Dual Solenoid																			
1/4	1/4	0.86	30	150	-	-	140	SC8551A018MS	AL	NBR	120/50-60	21800	2.5	□	-	-	400125-088-*	2.3	
		0.86	30	150	-	-	104	EF8551A018MS	AL	NBR	120/60,110/50	21768	6.3	●	-	-	266762-902-D*	2.3	
		0.86	30	150	-	-	140	SC8551A018MS	AL	NBR	24/DC	21801	3.0	□	-	-	400125-042-*	2.3	
		0.86	30	150	-	-	77	EF8551A018MS	AL	NBR	24/DC	21769	6.9	●	-	-	270007-006-D*	2.3	
4/2, 5/2 NAMUR Mount Single Solenoid																			
1/4	1/4	0.70	0	125	-	-	160	8342G501	BR	PTFE	120/60	21528	20.0	□	-	322008	272610-132-D*	4.5	
		0.70	30	150	-	-	140	EV8551G309	SS	NBR/PUR	24/DC	21875	1.4	●	-	-	274714-902-D*	4.0	
		0.70	30	150	-	-	140	8551G401	AL	NBR	120/60,110/50	21864	10.1	●	-	-	238610-032-D*	2.0	
		0.86	30	150	-	-	140	SC8551A001MS	AL	NBR	120/50-60	21595	2.5	□	-	-	400125-088-*	2.0	
		0.86	30	150	-	-	140	WT8551A001MS	AL	NBR	120/60,110/50	21597	6.3	□	-	-	266763-902-D*	2.0	
		0.86	30	150	-	-	104	EF8551A001MS	AL	NBR	120/60,110/50	21599	6.3	●	-	-	266762-902-D*	2.0	
		0.86	30	150	-	-	140	SC8551A001MS	AL	NBR	24/DC	21596	3.0	□	-	-	400125-042-*	2.0	
		0.86	30	150	-	-	77	WT8551A001MS	AL	NBR	24/DC	21598	6.9	□	-	-	270008-006-D*	2.0	
		0.86	30	150	-	-	77	EF8551A001MS	AL	NBR	24/DC	21600	6.9	●	-	-	270007-006-D*	2.0	

① A Minimum Operating Pressure Differential must be maintained between the pressure and exhaust ports. Supply and exhaust piping must be full area, unrestricted. ASCO flow controls and other similar components must be installed in the cylinder lines only.

② Class H coil for added ambient temperature capability.

Group mount valves can be mounted together in different quantities to reduce piping and installation time and allowing for common inlet or exhaust ports.

- Control of air and inert gas only
- Two way (2/2) normally closed , three-way (3/2) normally closed, and four-way four port (4/2) operations
- Combinations of normally closed and normally open can be grouped together



Group Mounted 2/2 Normally Closed, 3/2 Normally Closed, 4/2 1/8" - 1/4"

Pipe Size (in)	Orifice (in)	Cv Flow	Operating Pressure Differential (psi)				Max. Fluid Temp. °F	Valve Catalog Number	Body Material	Sealing Material	Voltage	Valve Order Code	Wattage	Approvals		Rebuild Kit Order Code	Replacement Coil Order Code	Approx. Shipping Weight (lbs.)
			Air											UL	FM			
			Min.	Max.														
2/2 Normally Closed																		
1/8	3/64	0.05	0	150	180	SC8280B002	AL	NBR	120/60,110/50	03035	6.3	☐	-	-	400125-225-*	1.5		
3/2 Normally Closed																		
1/8	3/64	0.05	0	150	180	SC8380B002	AL	NBR	120/60,110/50	03052	6.3	☐	-	-	400115-225-*	1.5		
		0.05	0	150	180	U8380B002	AL	NBR	120/60,110/50	03053	6.3	☐	-	-	400115-225-D*	1.5		
		0.05	0	150	77	U8380B002	AL	NBR	24/DC	03054	6.9	☐	-	-	400115-142-D*	1.5		
		0.07	0	100	180	U8380B003	AL	NBR	120/60,110/50	03076	6.3	☐	-	-	400115-225-D*	1.5		
4/2 Inline Single Solenoid																		
1/8	1/8	0.20	30	150	140	26300007	ZN	NBR	120/60,110/50	26300007-120/60	2.5	-	-	-	43004884	1.0		
		0.20	30	150	140	26300007	ZN	NBR	24/DC	26300007-24/DC	2.5	-	-	-	43004869	1.0		
1/4	5/64	0.1	0	150	104	8340A003	AL	PE	120/60,110/50	01892	16.7	●	-	302753	064982-001-D*	1.5		
	1/4	1.00	30	150	140	26400027	ZN	NBR	120/60,110/50	26400027-120/60	2.5	-	-	-	43004884	2.0		
		1.00	30	150	140	26400027	ZN	NBR	24/DC	26400027-24/DC	2.5	-	-	-	43004869	2.0		

① Includes flow control device assembled.


5/2 Pneumatic Valves

Pipe Size (in)	Orifice (ins.)	Cv Flow	Operating Pressure Differential (psi)				Max. Fluid Temp. °F	Valve Catalog Number	Body Material	Sealing Material	Voltage	Valve Order Code	Wattage	Approvals		Rebuild Kit Order Code	Replacement Coil Order Code	Approx. Shipping Weight (lbs.)
			Min.	Max.										UL	FM			
				Air	Water	Light Oil												
5/2 ISO Pad Mount																		
ISO 1 Pad Mounted	1/4	1.05	45	145	-	-	140	54100883	PA + FV	NBR	120/60,110/50	54100883-120/60	2.5	-	-	-	43004884	2.0
		1.05	45	145	-	-	140	54100883	PA + FV	NBR	24/DC	54100883-24/DC	2.5	-	-	-	43004869	2.0
		1.05	45	145	-	-	140	54101006	ZN	NBR	120/60,110/50	54101006-120/60	2.5	-	-	-	43004884	2.0

Pipe Size (in)	Body Material	Single Station Catalog Number and Order Code	Joinable Catalog Number and Order Code	End Plate Set Catalog Number and Order Code
ISO 1 Subbase				
1/4	AL	35500138	35500093	-
3/8	AL	35500127	-	35500092

Low power valves minimize temperature rise and power draw allowing the user to reduce wiring and operate these DC valves directly off of computer control. Intrinsically safe valves are for use in an inherently safe system which will not ignite an explosive atmosphere.

- Three-way (3/2) normally closed and universal operations
- Four-way, four and five port (4/2 and 5/2) operation
- Size range of 1/4" to 1/2"



Intrinsically Safe & Low Power

Pipe Size (in)	Orifice (in)	Cv Flow	Operating Pressure Differential (psi)		Max. Fluid Temp. °F	Valve Catalog Number	Body Material	Sealing Material	Voltage	Valve Order Code	Wattage	Approvals		Rebuild Kit Order Code	Replacement Coil Order Code	Approx. Shipping Weight (lbs.)
			Min.	Max. Air								UL	FM			
3/2 Universal Low Power																
1/4	1/20	0.06	0	130/105 ③	149	8314H300	BR	LTNBR	24/DC	22121	0.55	●	-	325071	238710-913-D*	2.6
		0.06	0	130/105 ③	149	EF8314H300	BR	LTNBR	24/DC	22122	0.55	●	-	325071	238714-913-D*	2.6
		0.06	0	130/105 ③	149	EF8314H301	SS	LTNBR	24/DC	22123	0.55	●	-	325071	238714-913-D*	2.6
		0.06	0	130/105 ③	149	EF8314H301	SS	LTNBR	12/DC	22129	0.55	●	-	325071	238714-915-D*	2.6
	1/20 ④	0.06 ⑤	5	130	149	EF8317H307	BR	LTNBR	24/DC	22126	0.55	●	-	325109	238714-913-D*	2.7
		0.06 ⑤	5	130	149	EF8317H308	SS	LTNBR	24/DC	22127	0.55	●	-	325109	238714-913-D*	2.7
	1/16	0.08	0	150	140	EF8314G300	BR	LTNBR	24/DC	21071	1.4	●	-	316816	238714-902-D*	1.8
			0	150	140	EF8314G301	SS	LTNBR	24/DC	21072	1.4	●	-	316816	238714-902-D*	1.9
			0	150	140	8314G300	BR	LTNBR	24/DC	21156	1.4	●	-	316816	238710-902-D*	1.8
	1/16 ⑥	0.08	0	150	140	EF8314G301	SS	LTNBR	12/DC	21749	1.4	●	-	316816	238714-903-D*	1.9
0.08 ⑦			5	150	140	EF8317G307	BR	LTNBR	24/DC	21074	1.4	●	-	316839	238714-902-D*	1.8
		0.08 ⑦	5	150	140	EF8317G308	SS	LTNBR	24/DC	21075	1.4	●	-	316845	238714-902-D*	1.8
3/2 Normally Closed Low Power																
1/4	5/16	1.5	0, 15	130	149	EF8316H301 ①	BR	LTNBR	24/DC	22130	0.55	●	-	325074	238714-913-D*	4.1
		1.5	0, 15	130	149	EV8316H381V	SS	LTNBR, FKM	24/DC	22131	0.55	●	-	325074-V	274714-909-D*	4.5
		1.5	0, 15	150	140	EF8316G301 ①	BR	LTNBR	24/DC	21751	1.4	●	-	316982	238714-902-D*	3.6
		1.5	0, 15	150	140	EV8316G381V	SS	LTNBR, FKM	24/DC	21225	1.4	●	-	316982-V	274714-902-D*	4.5
3/8	5/16	1.8	0, 15	130	149	EF8316H302 ①	BR	LTNBR	24/DC	22124	0.55	●	-	325074	238714-913-D*	4.1
		1.8	0, 15	130	149	EV8316H382V	SS	LTNBR, FKM	24/DC	22132	0.55	●	-	325074-V	274714-909-D*	5
		1.8	0, 15	150	140	EV8316G382V	SS	LTNBR, FKM	24/DC	21226	1.4	●	-	316982-V	274714-902-D*	4.5
1/2	5/8	4	0, 15	130	149	EF8316H304 ①	BR	LTNBR	24/DC	22125	0.55	●	-	325110	238714-913-D*	4.9
		4	0, 15	130	149	EV8316H384V	SS	LTNBR, FKM	24/DC	22133	0.55	●	-	325112-V	274714-909-D*	6
		4	0, 15	150	140	EV8316G384V	SS	LTNBR, FKM	24/DC	21342	1.4	●	-	318399-V	274714-902-D*	8.6
4/2, 5/2 Low Power																
1/4	1/4	0.8	10	130	149	EF8344H370 ①	BR	LTNBR	24/DC	22128	0.55	●	-	325073	238714-914-D*	3.4
		0.8 ⑧	10	150	140	EF8344G370	BR	NBR	24/DC	21076	1.4	●	-	316841	238714-902-D*	8.6
		0.86	35	130	149	EV8551H309	SS	NBR, PUR	24/DC	22141	0.55	●	-	-	274714-909-D*	3.8
3/2 Universal Intrinsically Safe																
1/4	1/20	0.06	0	130/105 ③	149	JIS8314B300 ②	BR	LTNBR	24/DC	22140	0.48 ⑨	-	●	325071	298008-002-*	2.6
		0.06	0	130/105 ③	149	JIS8314B301 ②	SS	LTNBR	24/DC	22139	0.48 ⑨	-	●	325071	298008-002-*	2.6
	1/20 ④	0.06	0	130/105 ③	149	IS8314B301 ②	SS	LTNBR	24/DC	22166	0.48 ⑨	-	●	325071	298006-002-*	2.6
		0.06 ⑤	5	130	149	JIS8317B307 ②	BR	LTNBR	24/DC	22136	0.48 ⑨	-	●	325109	298008-002-*	2.7
3/2 Normally Closed Intrinsically Safe																
1/4	5/16	1.5	15	130	149	JIS8316B301 ①②	BR	LTNBR	24/DC	22138	0.48 ⑨	-	●	325074	298008-002-*	4
3/8	5/8	3	10	130	149	JIS8316B354 ②	BR	LTNBR	24/DC	22137	0.48 ⑨	-	●	302018	298008-002-*	4.9
4/2 Intrinsically Safe																
1/4	3/8	0.8	10	130	149	JIS8344B370 ①②	BR	LTNBR	24/DC	22135	0.48 ⑨	-	●	325073	298008-002-*	5.2
5/2 Intrinsically Safe																
1/4	1/4	0.86	30	130	149	JIS8551B301 ①②	AL	LTNBR, NBR, PUR	24/DC	22134	0.48 ⑨	-	●	-	298008-002-*	2

① A Minimum Operating Pressure Differential must be maintained between the pressure and exhaust ports. Supply and exhaust piping must be full area, unrestricted. ASCO flow controls and other similar components must be installed in the cylinder lines only.

② Designed solely for installation in Intrinsically Safe areas, with properly approved and sized current and voltage coil rating safety barriers.

③ Normally closed = 130psi, Normally open = 105psi

④ Quick exhaust valve, pressure port = 1/20", exhaust port = 1/4". ⑤ Quick exhaust valve, pressure port Cv = .06, exhaust port Cv = .73

⑥ Quick exhaust valve, pressure port = 1/16", exhaust port = 1/4". ⑦ Quick exhaust valve, pressure port Cv = .08, exhaust port Cv = .73

⑧ Quick exhaust valve, pressure port Cv = .08, exhaust port Cv = 1

⑨ Wattage rating based on 30 mA loop current

Valves for offshore and other demanding oil and gas production operations. Solenoid, pneumatic, and manual operated options are available. Ideal for logic control and well control panels installed in offshore platforms

- Increased reliability – Innovative proven in use T-seal design avoids dormancy (sticking) on low demand applications (low cycle rate)
- Corrosion resistant: 316L Stainless Steel materials
- Low Power Options: 0.5w, 0.55w, 1.8w



Offshore Valves 1/4"

Pipe Size (in)	Orifice (in)	Cv Flow	Operating Pressure Differential (psi)				Max. Fluid Temp. °F	Valve Catalog Number	Body Material	Sealing Material	Voltage	Valve Order Code	Wattage	Approvals		Rebuild Kit Order Code	Replacement Coil Order Code	Approx. Shipping Weight (lbs.)
			Min.	Air	Water	Light Oil								UL	FM			
3/2 Normally Closed																		
1/4	-	1.4	36	200	149	8361A003	SS	TPU, VMQ, NBR	120/60, 110/50	22172	-	-	-	-	325169	-	1.5	
1/4	-	1.4	25	200	149	8361A013	SS	TPU, VMQ, NBR	120/60, 110/50	22173	-	-	-	-	325170	-	1.5	
1/4	-	1.4	36	150	149	EVHT8361H403	SS	TPU, VMQ, NBR, FPM	24 DC	22190	11.6	○	-	-	325173	274914-006-D	4	
3/2 Universal																		
1/4	-	1.4	-	200	149	8361A601	SS	TPU, VMQ, NBR	120/60, 110/50	22183	-	-	-	-	325169	-	1.6	
1/4	-	1.4	-	200	149	8361A611	SS	TPU, VMQ, NBR	120/60, 110/50	22184	-	-	-	-	325169	-	1.7	
3/2 Normally Closed Low Power																		
1/4	-	1.4	36	130	149	EV8361H307	SS	TPU, VMQ, NBR	24/DC	22174	0.55	○	-	-	325177	274714-909-D	4	
3/2 Normally Open Low Power																		
1/4	-	1.4	25	130	149	EV8361H318	SS	TPU, VMQ, NBR	24/DC	22175	0.55	○	-	-	325178	274714-909-D	6.5	

Harsh environment valves for offshore applications such as oil platforms where the environment is extremely hot, humid, and highly corrosive.

- Provides quick shutdown of valves and actuators
- Low power consumption suitable for solar panels and PLC/DCS applications
- UL, CSA, ATEX, IECEx approved



Harsh Environment Valves 1/4"

Pipe Size (in)	Orifice (in)	Cv Flow	Operating Pressure Differential (psi)				Max. Fluid Temp. °F	Valve Catalog Number	Body Material	Sealing Material	Voltage	Valve Order Code	Wattage	Approvals		Rebuild Kit Order Code	Replacement Coil Order Code	Approx. Shipping Weight (lbs.)
			Min.	Air	Water	Light Oil								UL	FM			
3/2 Normally Closed																		
1/4	1/16	0.08 - 0.16	0	150	-	-	122	EF8320A511	316L SS	FKM	24/DC	22146	1.3	○	-	-	-	2.5
1/4	3/64	0.05 - 0.11	0	125	-	-	122	EF8320A512	316L SS	FKM	24/DC	22163	0.55	○	-	-	-	2.5

Combustion valves are for the control of combustible gases and fuel oil as listed.

- Two-way (2/2) normally closed (Shut-Off) and normally open (vent) operations
- Three-way (3/2) normally closed (pressure to cylinder port when energized) operation
- Solenoid operated (electrically), cable operated (mechanical operation for range hoods), manual reset (conjunction of solenoid and manual operation), electro-hydraulically operated (electric motor using hydraulic pumps for operation)
- Size range of 1/8" to 3"



Fuel Gas 2/2 Normally Open, Normally Closed Manual Reset 1/2" - 2"

Pipe Size (in)	Orifice (in)	Cv Flow	Gas Capacity Btu/Hr	Operating Pressure (psi)		Max. Fluid Temp. °F	Valve Catalog Number	Body Material	Sealing Material	Voltage	Valve Order Code	Wattage	Approvals			Rebuild Kit Order Code	Replacement Coil Order Code	Approx. Shipping Weight (lbs.)
				Fuel Gas. Min.	Max.								UL	FM	CSA			
2/2 Normally Open																		
1/2	3/4	4.4	206,250	0	5	125	8214G023	AL	NBR	120/60,110/50	21050	17.1	●	-	●	316234	238610-132-D*	2.0
3/4	3/4	5.1	247,500	0	5	125	8214G033	AL	NBR	120/60,110/50	21051	17.1	●	-	●	316234	238610-132-D*	
		8	370,000	0	30	77	S262SG02N3EG5	AL	NBR	120/60,110/50	S262SG02N3EG5	20.0	●	-	●	-	222345-009-D*	3.3
1	1 5/8	11	659,000	0	5	125	JB8214037CSA	AL	NBR	120/60,110/50	03184	20	●	-	●	316728	099257-005-D*	4.3
	1 1/2	18	1,120,000	0	25	77	S262SG02N3FJ5	AL	NBR	120/60,110/50	S262SG02N3FJ5	20.0	●	-	●	-	222345-009-D*	4.4
	1 5/8	21	1,179,000	0	5	125	JB8214053CSA	AL	NBR	120/60,110/50	03185	20	●	-	●	316728	099257-005-D*	4.3
1 1/4	1 5/8	32	1,538,000	0	5	125	JB8214063CSA	AL	NBR	120/60,110/50	03186	20	●	-	●	316728	099257-005-D*	4.3
	2	34	1,710,000	0	25	77	S262SG02N3GJ7	AL	NBR	120/60,110/50	S262SG02N3GJ7	20.0	●	-	●	-	222345-009-D*	4.4
2	4 1/2	75	3,840,000	0	15	77	S262SG02N3JK4	AL	NBR	120/60,110/50	S262SG02N3JK4	20.0	●	-	●	-	222345-009-D*	12.5
2/2 Normally Closed Manual Reset (Free Handle)																		
3/4	1 5/8	13	717,000	0	25	125	8044B001CSA	AL	NBR	120/60,110/50	03015	20	○	○	○	304093	099257-005-D*	4.3

Fuel Gas 2/2 Normally Closed Electro-Hydraulic 1" - 3"

Pipe Size (in)	Cv Flow	Operating Pressure Differential (psi) Fuel Gas		Max. Fluid Temp. °F	Valve Catalog Number and Order Code	Body Material	Sealing Material	Approx. Shipping Weight (lbs.)	Actuator Catalog Number and Order Code		Voltage	Type of Operation	VA	Approvals			Approx. Shipping Weight (lbs.)
		Min.	Max.						General Purpose	Watertight				UL	FM	CSA	
2/2 Normally Closed																	
1	20	0	15	150	V710FBS	AL	NBR	4.2	AH2E202A4	AH2E102A4	120/50-60	Slow Opening	220	○	○	○	8.8
	20	0	15	150	V710FBS	AL	NBR	4.2	AH2E212A4	AH2E112A4	120/50-60	Fast Opening	220	○	○	○	8.8
1 1/4	44	0	15	150	V710GBS	AL	NBR	6.3	AH2E202A4	AH2E102A4	120/50-60	Slow Opening	220	○	○	○	8.8
	44	0	15	150	V710GBS	AL	NBR	6.3	AH2E212A4	AH2E112A4	120/50-60	Fast Opening	220	○	○	○	8.8
1 1/2	57	0	15	150	V710HBS	AL	NBR	6.1	AH2E202A4	AH2E102A4	120/50-60	Slow Opening	220	○	○	○	8.8
	57	0	15	150	V710HBS	AL	NBR	6.1	AH2E212A4	AH2E112A4	120/50-60	Fast Opening	220	○	○	○	8.8
2	74	0	15	150	V710JBS	AL	NBR	5.8	AH2E202A4	AH2E102A4	120/50-60	Slow Opening	220	○	○	○	8.8
	74	0	15	150	V710JBS	AL	NBR	5.8	AH2E212A4	AH2E112A4	120/50-60	Fast Opening	220	○	○	○	8.8
2 1/2	120	0	15	150	V710KBS	AL	NBR	12.7	AH2E202A4	AH2E102A4	120/50-60	Slow Opening	220	○	○	○	8.8
	120	0	15	150	V710KBS	AL	NBR	12.7	AH2E212A4	AH2E112A4	120/50-60	Fast Opening	220	○	○	○	8.8
3	160	0	15	150	V710LBS	AL	NBR	11.7	AH2E202A4	AH2E102A4	120/50-60	Slow Opening	220	○	○	○	8.8
	160	0	15	150	V710LBS	AL	NBR	11.7	AH2E212A4	AH2E112A4	120/50-60	Fast Opening	220	○	○	○	8.8
2/2 Normally Closed with Proof of Closure																	
1	20	0	15	150	V710FBSV22	AL	NBR	4.2	AH2E202S4	AH2E102S4	120/50-60	Slow Opening	220	○	○	○	8.8
	20	0	15	150	V710FBSV22	AL	NBR	4.2	AH2E212S4	AH2E112S4	120/50-60	Fast Opening	220	○	○	○	8.8
	20	0	15	150	V710FBSV15	AL	NBR	4.2	AH4E212A4	AH4E112A4	120/60, 110/50 AC	Fast Opening	220	○	○	○	8.8
1 1/4	44	0	15	150	V710GBSV22	AL	NBR	6.3	AH2E202S4	AH2E102S4	120/50-60	Slow Opening	220	○	○	○	8.8
	44	0	15	150	V710GBSV22	AL	NBR	6.3	AH2E212S4	AH2E112S4	120/50-60	Fast Opening	220	○	○	○	8.8
	44	0	15	150	V710GBSV15	AL	NBR	6.3	AH4E212A4	AH4E112A4	120/60, 110/50 AC	Fast Opening	220	○	○	○	8.8
1 1/2	57	0	15	150	V710HBSV22	AL	NBR	6.1	AH2E202S4	AH2E102S4	120/50-60	Slow Opening	220	○	○	○	8.8
	57	0	15	150	V710HBSV22	AL	NBR	6.1	AH2E212S4	AH2E112S4	120/50-60	Fast Opening	220	○	○	○	8.8
	57	0	15	150	V710HBSV15	AL	NBR	6.1	AH4E212A4	AH4E112A4	120/60, 110/50 AC	Fast Opening	220	○	○	○	8.8
2	74	0	15	150	V710JBSV22	AL	NBR	5.8	AH2E202S4	AH2E102S4	120/50-60	Slow Opening	220	○	○	○	8.8
	74	0	15	150	V710JBSV22	AL	NBR	5.8	AH2E212S4	AH2E112S4	120/50-60	Fast Opening	220	○	○	○	8.8
	74	0	15	150	V710JBSV15	AL	NBR	5.8	AH4E212A4	AH4E112A4	120/60, 110/50 AC	Fast Opening	220	○	○	○	8.8
2 1/2	120	0	15	150	V710KBSV22	AL	NBR	12.7	AH2E202S4	AH2E102S4	120/50-60	Slow Opening	220	○	○	○	8.8
	120	0	15	150	V710KBSV22	AL	NBR	12.7	AH2E212S4	AH2E112S4	120/50-60	Fast Opening	220	○	○	○	8.8
3	149	0	15	150	V710LBSV22	AL	NBR	11.7	AH2E202S4	AH2E102S4	120/50-60	Slow Opening	220	○	○	○	8.8
	149	0	15	150	V710LBSV22	AL	NBR	11.7	AH2E212S4	AH2E112S4	120/50-60	Fast Opening	220	○	○	○	8.8

Fuel Gas 2/2 Normally Closed Electro-Hydraulic 3"

Pipe Size (in)	Cv Flow	Operating Pressure Differential (psi) Natural Gas		Max. Fluid Temp. °F	Catalog Number	Body Material	Sealing Material	Valve and Actuator Order Code	Replacement Actuator	Voltage	Type of Operation	Approvals			Approx. Shipping Weight (lbs.)
		Min. Press.	Max. Press.									UL	FM	CSA	
2/2 Normally Closed Assembled Valves and Actuators															
3	320	0	8	150	H117AL112F1	IRON	NBR	H117AL112F1	H10A620B5F1	120/50-60	Slow opening	○	○	○	105
	320	0	8	150	H117AL112A209	IRON	NBR	H117AL112A209	H10A620B5F1F26	120/50-60	Slow opening	○	○	○	110

Fuel Gas Cable Release 2/2 Normally Closed 3/4" - 2 1/2"

Pipe Size (in)	Orifice (in)	Cv Flow	Operating Pressure Differential (psi) Fuel Gas		Max. Fluid Temp. °F	Valve Catalog Number	Body Material	Sealing Material	Voltage	Valve Order Code	Wattage	Approvals			Rebuild kit	Approx. Shipping Weight (lbs.)
			Min.	Max.								UL	FM	CSA		
2/2 Normally Closed																
3/4	3/4	6.5	0	5	132	HV216585-001	AL	NBR	-	00092	-	○	-	-	2.3	
1	1 5/8	24	0	5	132	HV216585-002	AL	NBR	-	00093	-	○	-	-	3.8	
1 1/4	1 5/8	34	0	5	132	HV216585-003	AL	NBR	-	00094	-	○	-	-	3.8	
1 1/2	1 5/8	38	0	5	132	HV216585-004	AL	NBR	-	00095	-	○	-	-	3.8	
2	2 3/32	54	0	5	132	HV216585-005	AL	NBR	-	00096	-	○	-	-	5.8	
2 1/2	3	110	0	5	132	HV216585-006	AL	NBR	-	00097	-	○	-	-	12	

Fuel Oil 2/2 Normally Closed, 3/2 Normally Closed Electro-Hydraulic 1/2" - 3/4"

Pipe Size (in)	Cv Flow	Operating Pressure Differential (psi) Fuel Oil		Max. Fluid Temp. °F	Valve Catalog Number	Body Material	Seal Material	Voltage	Valve Catalog Number and Order Code	VA	Approvals			Approx. Shipping Weight (lbs.)	
		Min.	Max.								UL	FM	CSA		
2/2 Normally Closed															
1/2	4.5	0	300	267	HOV1B302T171	BZ	PTFE	120/60, 110/50	HOV1B302T171	220	○	○	○	16.8	
3/4	5.5	0	300	267	HOV1B307T171	BZ	PTFE	120/60, 110/50	HOV1B307T171	220	○	○	○	16.8	
3/2 Normally Closed															
1/2	2.5	0	300	267	HOV13B162T170	BZ	PTFE	120/60, 110/50	HOV13B162T170	220	○	○	○	16.8	
1/2	2.5	0	300	267	HOV13B162T171	BZ	PTFE	120/60, 110/50	HOV13B162T171	220	○	○	○	16.8	
3/4	3	0	300	267	HOV13B167T171	BZ	PTFE	120/60, 110/50	HOV13B167T171	220	○	○	○	16.8	
1/2	4.5	0	300	267	HOV1B302T170	BZ	PTFE	120/60, 110/50	HOV1B302T170	220	○	○	○	16.8	
1/2	4.5	0	300	267	HOV1B302T171	BZ	PTFE	120/60, 110/50	HOV1B302T171	220	○	○	○	16.8	
3/4	5.5	0	300	267	HOV1B307T170	BZ	PTFE	120/60, 110/50	HOV1B307T170	220	○	○	○	16.8	
3/4	5.5	0	300	267	HOV1B307T171	BZ	PTFE	120/60, 110/50	HOV1B307T171	220	○	○	○	16.8	
1	6	0	300	267	HOV1B312T171	BZ	PTFE	120/60, 110/50	HOV1B312T171	220	○	○	○	16.8	
-	-	-	-	-	HO1B252A170	-	-	-	HO1B252A170	220	○	○	○	10.4	
-	-	-	-	-	HO1B252A171	-	-	-	HO1B252A171	220	○	○	○	10.4	

Fuel Oil 2/2 Normally Closed, 3/2 Normally Closed 3/8" - 1/2"

Pipe Size (in)	Orifice (in)	Cv Flow	Operating Pressure Differential (psi)		Max. Fluid Temp. °F	Valve Catalog Number	Body Material	Sealing Material	Voltage	Valve Order Code	Wattage	Approvals			Rebuild Kit Order Code	Replacement Coil Order Code	Approx. Shipping Weight (lbs.)	
			Min.	Max.								UL	FM	CSA				
2/2 Normally Closed																		
3/8	1/4	1.2	0	110	100	225	JB8266D023L	BR	SS	120/60,110/50	21692	15.4	○	○	○	304099-L	099257-001-D*	3.0
1/2	1/4	1.2	0	110	100	225	8266D069V	BR	FKM	120/60,110/50	01118	15.4	○	○	○	304099-V	099257-001-D*	3.0
	5/16	1.8	0	70	70	225	JB8266D077L	BR	SS	120/60,110/50	21693	15.4	○	○	○	304101-L	099257-001-D*	3.0
3/2 Normally Closed																		
1/2	1/4	1	0	100	-	265	8377 009	BR	NBR	120/60,110/50	02881	15.4	m	m	m	304108	099257-001-D*	4.0

Fuel Oil 2/2 Normally Closed 1/4"

Pipe Size (in)	Orifice (in)	Cv Flow	Operating Pressure Differential (psi)		Max. Fluid Temp. °F	Valve Catalog Number	Body Material	Sealing Material	Voltage	Valve Order Code	Wattage	Approvals			Rebuild Kit Order Code	Replacement Coil Order Code	Approx. Shipping Weight (lbs.)	
			Min.	Max.								UL	FM	CSA				
2/2 Normally Closed																		
1/4	3/32	0.17	0	350	270	180	8262H021V	BR	FKM	120/60,110/50	22055	9.1	○	○	○	323581-V	238210-132-D*	2.4
	5/32	0.5	0	200	145	180	EF8262H220V	SS	FKM	120/60,110/50	22058	10.1	○	○	○	323595-V	238614-032-D*	2.4
	7/32	0.72	0	100	100	200	8262H208V	BR	FKM	120/60,110/50	22007	10.1	○	○	○	323593-V	238614-032-D*	2.4
		0.72	0	100	100	180	EF8262H226V	SS	FKM	120/60,110/50	22018	10.1	○	○	○	304352-V	238614-032-D*	2.4
	9/32	0.88	0	90	90	180	EF8262H230V	SS	FKM	120/60,110/50	22044	17.1	○	○	○	353595-V	238614-132-D*	2.6
	1/2	1.1	0	300	300	250	SV401A02V9BF7	BR	FKM	120/60,110/50	SV401A02V9BF7	17.1	○	○	○	-	238614-132-D*	3.2

Fuel Gas 2/2 Normally Closed 1/8" - 3"


Pipe Size (in)	Orifice (in)	Cv Flow	Gas Capacity		Operating Pressure (psi)		Max. Fluid Temp. °F	Valve Catalog Number	Body Material	Sealing Material	Voltage	Valve Order Code	Wattage	Approvals			Rebuild Kit Order Code	Replacement Coil Order Code	Approx. Shipping Weight (lbs.)
			Btu/Hr	Fuel Gas	Min	Max								UL	FM	CSA			
2/2 Normally Closed																			
1/8	5/16	1	53,700	0	15	125	SV311A02N6AF5	AL	NBR	120/60,110/50	SV311A02N6AF5	6.1	○	○	○	-	238210-032-D*	1.8	
		1	53,700	0	15	125	8040H006	AL	NBR	120/60,110/50	21183	6.1	○	○	○	318247	238210-032-D*	1.8	
1/4	9/32	1.0	77,775	0	45	167	8262H210B	BR	NBR	120/60,110/51	22042	10.1	○	○	○	323634-B	238610-032-D*	2.3	
	5/16	1.1	59,000	0	15	125	8040H007	AL	NBR	120/60,110/50	21184	6.1	○	○	○	318247	238210-032-D*	1.8	
		1	59,000	0	15	125	SV311A02N6BF5	AL	NBR	120/60,110/50	SV311A02N6BF5	6.1	○	○	○	-	238210-032-D*	1.8	
3/8	5/16	1.2	64,400	0	15	125	SV311A02N6CF5	AL	NBR	120/60,110/50	SV311A02N6CF5	6.1	○	○	○	-	238210-032-D*	1.8	
		1.2	64,400	0	15	125	8040H008	AL	NBR	120/60,110/50	21185	6.1	○	○	○	318247	238210-032-D*	1.8	
	0.456	4	215,000	0	0.5	77	K3A432U	AL	NBR	120/60,110/50	K3A432U	10.5	○	○	○	-	064982-004-D*	1.4	
		4	215,000	0	10	77	K3A532U	AL	NBR	120/60,110/50	K3A532U	16.7	○	○	○	-	216758-041-D*	1.4	
	5/8	2.8	150,000	0	50	125	8210G074	BR	NBR	120/60,110/50	20198	10.1	○	○	○	304076	238610-032-D*	3.2	
	3/4	3.4	183,000	0	5	125	8214G010	AL	NBR	120/60,110/50	21046	17.1	○	○	○	316233	238610-132-D*	2.0	
1/2	5/8	3.6	193,000	0	50	125	8210G075	BR	NBR	120/60,110/50	20199	10.1	○	○	○	304076	238610-032-D*	3.2	
	0.687	6	350,000	0	0.5	77	K3A441U	AL	NBR	24/60	K3A441U	10.5	○	○	○	-	064982-009-D*	1.4	
		6	350,000	0	0.5	77	K3A442U	AL	NBR	120/60,110/50	K3A442U	10.5	○	○	○	-	064982-004-D*	1.4	
		6	350,000	0	6	77	K3A542U	AL	NBR	120/60,110/50	K3A542U	16.7	○	○	○	-	216758-041-D*	1.4	
	3/4	4.4	238,500	0	5	125	8214G020	AL	NBR	120/60,110/50	21047	17.1	○	○	○	316233	238610-132-D*	2.0	
			374,000	0	50	125	8215G020B	AL	NBR	120/60,110/50	20291	10.1	○	○	○	304089	238610-032-D*	2.8	
		5.4	291,000	0	2	125	8040G022	AL	NBR	120/60,110/50	20030	10.1	○	○	○	306633	238610-032-D*	2.8	
		5.1	247,500	0	5	125	8214G030	AL	NBR	120/60,110/50	21048	17.1	○	○	○	316233	238610-132-D*	2.0	
	3/4	5.1	247,500	0	5	125	8214G030	AL	NBR	12/DC	21383	22.6	○	○	○	316790	238710-104-D*	2.0	
			5.5	295,000	0	50	125	8210G076	BR	NBR	120/60,110/50	20200	10.1	○	○	○	304076	238610-032-D*	3.4
5.62		506,000	5	250	82	8210G003B	BR	NBR	120/60,110/50	21850	10.1	-	-	-	304091	238610-032-D*	3.7		
8		370,000	0	30	77	S261SG02N3EG5	AL	NBR	120/60,110/50	S261SG02N3EG5	20.0	○	○	○	-	222345-009-D*	3.3		
9.5		512,000	0	2	125	8040G023	AL	NBR	120/60,110/50	20031	10.1	○	○	○	306633	238610-032-D*	2.8		
9.5		512,000	0	2	125	8040G023	AL	NBR	24/60	21126	10.1	○	○	○	306633	238610-005-D*	2.8		
0.812		9	520,000	0	0.5	77	K3A451U	AL	NBR	24/60	K3A451U	10.5	○	○	○	-	064982-009-D*	1.5	
		9	520,000	0	0.5	77	K3A452U	AL	NBR	120/60,110/50	K3A452U	10.5	○	○	○	-	064982-004-D*	1.5	
		9	520,000	0	3	77	K3A552U	AL	NBR	120/60,110/50	K3A552U	16.7	○	○	○	-	216758-041-D*	1.5	
1.25		12	667,000	0	5	77	K3A652U	AL	NBR	120/60,110/50	K3A652U	20.0	○	○	○	-	222345-009-D*	4.5	
1 5/8	11	593,000	0	5	125	JB8214235CSA	AL	NBR	120/60,110/50	22100	20.0	○	-	○	323632	099257-005-D*	5.1		
	11	593,000	0	5	125	JB8214235CCSA	AL	NBR	120/60,110/50	22089	20.0	○	○	○	-	099257-005-D*	5.6		
	11	593,000	0	5	125	JB8214235VICSA	AL	NBR	120/60,110/50	22090	20.0	○	○	○	323637	099257-005-D*	5.3		
	11	593,000	0	5	125	8214G236C	AL	NBR	120/60,110/50	22088	20.1	○	○	○	-	272610-132-D	2.5		
1	14	755,000	0	0.5	77	K3A462U	AL	NBR	120/60,110/50	K3A462U	10.5	○	-	○	-	064982-004-D*	1.7		
	14	755,000	0	1.5	77	K3A562U	AL	NBR	120/60,110/50	K3A562U	16.7	○	-	○	-	216758-041-D*	1.7		
	1.25	17	960,000	0	5	77	K3A662U	AL	NBR	120/60,110/50	K3A662U	20.0	○	-	○	-	222345-009-D*	4.7	
	1 5/8	16.8	900,000	0	0.5	125	8040C004CSA	AL	NBR	120/60,110/50	00185	15.4	○	○	○	304079	099257-001-D*	4.3	
		21	1,132,000	0	5	125	JB8214250CSA	AL	NBR	120/60,110/50	22092	20.0	○	-	○	323632	099257-005-D*	5.0	
		21	1,132,000	0	5	125	JB8214250CCSA	AL	NBR	120/60,110/50	22093	20.0	○	○	○	-	099257-005-D*	5.5	
21		1,132,000	0	5	125	JB8214250VICSA	AL	NBR	120/60,110/50	22094	20.0	○	○	○	323637	099257-005-D*	5.2		
21	1,132,000	0	5	77	8214250CSA	AL	NBR	12/DC	22086	14.9	○	-	○	323946	062691-001-D	2.3			
1 1/4	1.25	18	1,028,000	0	1.5	77	K3A772U	AL	NBR	120/60,110/50	K3A772U	20.0	○	-	○	-	222345-009-D*	5.2	
	1 5/8	19.6	1,100,000	0	0.5	125	8040C005CSA	AL	NBR	120/60,110/50	00186	15.4	○	-	○	304079	099257-001-D*	4.3	
		32	1,730,000	0	5	125	JB8214260CSA	AL	NBR	120/60,110/50	22095	20.0	○	-	○	323632	099257-005-D*	4.9	
		32	1,730,000	0	5	125	JB8214260CCSA	AL	NBR	120/60,110/50	22096	20.0	○	○	○	-	099257-005-D*	5.4	
	1.75	23	1,290,000	0	5.0	77	K3A672U	AL	NBR	120/60,110/50	K3A672U	20.0	○	-	○	-	222345-009-D*	4.5	
1 1/2	1.25	20	1,157,000	0	1.5	77	K3A782U	AL	NBR	120/60,110/50	K3A782U	20.0	○	-	○	-	222345-009-D*	4.5	
	1 5/8	35	1,900,000	0	5	125	JB8214270CSA	AL	NBR	120/60,110/50	22097	20.0	○	-	○	323632	099257-005-D*	4.7	
		35	1,900,000	0	5	125	JB8214270VICSA	AL	NBR	120/60,110/50	22098	20.0	○	○	○	323637	099257-005-D*	4.9	
	1.75	27	1,509,000	0	5	77	K3A682U	AL	NBR	120/60,110/50	K3A682U	20.0	○	-	○	-	222345-009-D*	4.7	
	2	37	1,790,000	0	25	77	S261SG02N3HJ7	AL	NBR	120/60,110/50	S261SG02N3HJ7	20.0	○	-	○	-	222345-009-D*	12.5	
2	2 3/32	55	2,940,500	0	5	125	JB8214280CSA	AL	NBR	120/60,110/50	22070	20.0	○	○	○	323499	099257-005-D*	6.2	
	4 1/2	80	4,180,000	0	25	77	S261SG02N3JK4	AL	NBR	120/60,110/50	S261SG02N3JK4	20.0	○	-	○	-	222345-009-D*	12.5	
2 1/2	3	104	5,765,500	0	5	125	JB8214290CSA	AL	NBR	120/60,110/50	22099	20.0	○	-	○	323947	222345-009-D*	12.6	
	4 1/2	110	5,700,000	0	25	77	S261SG02N3KK4	AL	NBR	120/60,110/50	S261SG02N3KK4	20.0	○	-	○	-	222345-009-D*	14.2	
3	3	105	5,796,000	0	5	125	JB8214240CSA	AL	NBR	120/60,110/50	22091	20.0	○	-	○	323947	222345-009-D*	11.7	
	4 1/2	135	7,100,000	0	25	77	S261SG02N3LK4	AL	NBR	120/60,110/50	S261SG02N3LK4	20.0	○	-	○	-	222345-009-D*	14.2	

Manual reset valves use manual reset assemblies in conjunction with the solenoid in order to prevent inadvertent valve startup in their designed failure modes.

No voltage release valves can be latched by moving the lever to the latched position when the solenoid is energized, the valve trips when the solenoid is de-energized. When tripped the valve can be manually cycled open/closed but the solenoid must be energized to re-latch.

Electrically tripped valves can be latched when the lever is moved to the latched position and the solenoid is de-energized. The valve trips when the solenoid is energized by a continuous or momentary (0.3 seconds minimum) electrical signal.

- Three-way (3/2) universal operation (can function as NC, NO, diverter of one fluid, or selector of 2 fluids)
- Size range of 1/4" to 1/2"



Manual Reset 3/2 Universal 1/4"

Pipe Size (in)	Orifice (in)	Cv Flow	Operating Pressure Differential (psi)			Max. Fluid Temp. °F	Valve Catalog Number	Body Material	Sealing Material	Voltage	Valve Order Code	Wattage	Approvals		Rebuild Kit Order Code	Replacement Coil Order Code	Approx. Shipping Weight (lbs.)	
			Min.	Air	Water								Light Oil	UL				FM
3/2 Universal Operation No Voltage Release																		
1/4	11/64	0.38	0	125	125	125	180	EF8308B040	BR	NBR	120/60,110/50	21569	20	□	-	318718	099257-005-D*	3.0
3/2 Universal Operation Electrically Tripped																		
1/4	11/64	0.38	0	125	125	125	180	EF8310B040	BR	NBR	120/60,110/50	21573	20	□	-	318720	099257-005-D*	3.0

Pipe Size (in)	Orifice (in)	Cv Flow	Operating Pressure Differential (psi)			Max. Fluid Temp. °F	Valve Catalog Number	Body Material	Sealing Material	Voltage	Valve Order Code	Approvals		Pilot Pressure (psi)		Fluid Temp. °F		Wattage	Pilot Valve Catalog Number	Approx. Shipping Weight (lbs.)
			Pilot Min.	Pilot Max.	Main Max.							UL	FM	Min.	Max.	Min.	Max.			
3/2 Universal Low Power - No-Voltage Release																				
3/8	1/4	0.45	25	125	125	140	EV8308G385	BR	FKM	24/DC	02982	●	-	25	125	-40	140	1.4	EF8314G300	8.0

Dust collector valves are high-flow, fast operating valves designed for use in dust collector systems.

- Integral pilot constructions contain solenoids for local control
- Remote constructions require a separate pilot solenoid valve



Dust Collector 2/2 Normally Closed 1/8" - 1 1/2"

Pipe Size (in)	Orifice (in)	Cv Flow	Operating Pressure Differential (psi)		Max. Fluid Temp. °F	Valve Catalog Number	Body Material	Sealing Material	Voltage	Valve Order Code	Wattage	Approvals		Rebuild Kit Order Code	Replacement Coil Order Code	Approx. Shipping Weight (lbs.)
			Min.	Max.								UL	FM			
2/2 Normally Closed Integral Pilot Main Pulse Valves Inline																
1	1 1/8	20	5	125	150	8353G041	AL	HYTREL	120/60,110/50	21005	6.1	-	-	316563	238210-032-D*	2.5
1 1/2	2	53	5	125	150	8353J039	AL	HYTREL	120/60,110/50	21542	10.1	-	-	322108	238610-032-D*	4.3
2/2 Normally Closed Integral Pilot Main Pulse Valves with Compression Fittings																
3/4	3/4	15	5	125	150	8353G052	AL	HYTREL	120/60,110/50	21017	6.1	-	-	316563	238210-032-D*	2.7
1	1 1/8	20	5	125	150	8353G053	AL	HYTREL	120/60,110/50	21025	6.1	-	-	316563	238210-032-D*	2.9
2/2 Normally Closed Remote Pilot Main Pulse Valves Inline																
3/4 ①	3/4	10.5	5	125	185	8353C030	AL	NBR	-	02425	-	-	-	096875	-	1.5
3/4 ②	3/4	10.5	5	125	185	8353C004	AL	NBR	-	02070	-	-	-	096875	-	1.5
3/4	3/4	10.5	5	125	185	8353C033	AL	NBR	-	02071	-	-	-	096875	-	1.5
1	1 1/8	20	5	125	150	8353C035	AL	HYTREL	-	02073	-	-	-	200262	-	1.7
1 1/2	2	53	10	125	150	8353H038	AL	HYTREL	-	21539	-	-	-	276886	-	3.5
2/2 Normally Closed Remote Pilot Main Pulse Valves with Compression Fittings																
3/4	3/4	15	5	125	150	8353055	AL	HYTREL	-	02827	-	-	-	200262	-	1.5
1	1 1/8	20	5	125	150	8353056	AL	HYTREL	-	02828	-	-	-	200262	-	2.9
1 1/2	2	50	10	125	150	8353A057	AL	HYTREL	-	21538	-	-	-	276886	-	3.8
2/2 Normally Closed Pilot Valves																
1/8	1/8	0.34	0	155	180	X8262C002-13200	BR	NBR	120/60,110/50	00951	8.1	-	-	308047	099216-001-D*	2.3
		0.35	0	125	180	USF8257A001	BR	NBR	120/60,110/50	03256	10	-	-	-	-	0.5

① Supplied with internal slip fit connection on outlet. ② Extended ends for Dresser connections.

Refer to inside cover for ordering information.

ASCO 411 Series valves are miniature general service valves designed to control the flow of non-corrosive gases.

- Two-way (2/2) normally closed (opens when energized)
- Three-way (3/2) universal (can function as NC, NO, diverter of 1 fluid, or selector of 2 fluids) operation
- Small size (.75" dia. x 1.5" height), reduced power, long life
- Pipe size with #10-32 UNF thread or Male #10-32 UNF mounting stud

Miniature Series

Pipe Size	Orifice Size (in)	Cv Flow	Max Operating Pressure (psi)	Body Material	Sealing Material	Valve Catalog Number and Order Code	Voltage	Watt Rating @ 20 C	Approx Shipping Weight (oz)
2/2 Normally Closed - Inline Mount									
#10-32 UNF	0.025	0.013	100	PBT	FKM	411L1124HV	24/DC	0.65	1.6
	0.080	0.070	30	PBT	FKM	411L3112HV	12/DC	2.0	1.6
		0.070	30	PBT	FKM	411L3124HV	24/DC	2.0	1.6
3/2 Universal Operation - Inline Mount									
#10-32 UNF	0.055/0.050	0.038/0.033	100	PBT	FKM	411L2324HV	24/DC	2.0	1.6
	0.080/0.050	0.070/0.033	30	PBT	FKM	411L3324HV	24/DC	2.0	1.6

Mounting Stud	Orifice Size (in)	CV Flow Factor (Cv)	Max Operating Pressure (psi)	Body Material	Sealing Material	Valve Catalog Number and Order Code	Voltage	Watt Rating @ 20 C	Approx Shipping Weight (oz)
2/2 Normally Closed - Manifold Mount									
#10-32 UNF	0.025	0.013	100	PBT	FKM	411M1124HV	24/DC	0.65	1.6
	0.055	0.038	100	PBT	FKM	411M2112HV	12/DC	2.0	1.6
	0.080	0.070	30	PBT	FKM	411M3124HV	24/DC	2.0	1.6
3/2 Normally Closed - Manifold Mount									
#10-32 UNF	0.025/0.025	0.013/0.008	100	PBT	FKM	411M1224HV	24/DC	2.0	1.6
	0.055/0.050	0.038/0.033	100	PBT	FKM	411M2224HV	24/DC	2.0	1.6




Sensors

ASCO, the leader in the design and manufacture of solenoid valves, now offers a complete line of pressure sensors. With pressure ratings up to 10,000 psi and the ability to handle rugged applications like steam and refrigeration, ASCO Pressure Sensors will satisfy your most demanding needs. The ASCO Pressure Sensor line is suitable for accurately measuring many process fluids in the most demanding, pulsating, and vibrating environments.

The one piece pressure cavity is machined from 17.4 PH stainless steel, which offers no source for contamination of the process fluid or the sensor. This design provides the stability, accuracy, flexibility, and EMI resistance that your process needs. This single machined, pressure cavity will also enable you to fill a large variety of applications by standardizing on fewer sensors as well as reducing your inventory.

ASCO Pressure Sensors demonstrate ASCO's commitment to the most reliable flow control solutions.

For detailed information go to the Get Literature section at www.ascovalve.com



Sensing Element

- Sensor elements adhered with inorganic material to provide low drift repeatable signal
- Sensor technology provides high sensitivity permitting thicker cavities
- MEM's technology
- Wide operating temperature range
- Ranges up to 10,000 psi
- Rugged construction design for harsh environments

No Leak Path Design

- Pressure cavity is one piece (17.4 PH Stainless Steel) construction
- Pressure sensing surface is integral to body, no separate diaphragm
- Excellent isolation, over pressure and burst characteristics
- No fill fluids utilized

Refer to inside cover for ordering information.

Pressure and temperature switches and transducers are designed to control other devices electrically based on pressure and temperature input. Pressure switches can come in various configurations such as:

- Adjustable deadband (independent adjustable set and reset points) pressure switch operation
- Fixed deadband (adjustable set points and fixed reset points) pressure switch operation
- Two-stage fixed deadband (2 independent switches with adjustable set points and fixed reset points) pressure switch operation
- Limited adjustable deadband (adjustable set and reset points over a defined limited deadband) pressure and temperature switch operation
- Temperature switches use a sealed chemical system to actuate the switch based on temperature changes
- H Series miniature pressure switches 1/8" to 1/4"
- P Series midsize pressure and temperature switches 1/4" to 1/2"
- S Series industrial grade pressure switches 1/4"



H Series Pressure Switches 1/8" - 1/4"

Pipe Size (in)	Adjustable Operating Range (psi)	Deadband Range (psi)	Proof Pressure (psi)	Catalog Number and Ordering Code	Type of Operation	Approx. Shipping Weight (lbs.)
Adjustable Deadband						
1/8	4-12	1.6	250	HB46A215	Open Frame	0.8
	4-12	3.0	250	HB46A215L	Open Frame	0.8
	35-80	3.5	250	HB16A215	Open Frame	0.8
	20-50	2.4	250	HB26A215	Open Frame	0.8
	40-120	7.0	250	HC26A215	Open Frame	0.8
	80-100	10.0	250	HC16A215	Open Frame	0.8
	80-100	21.0	250	HC16A215L	Open Frame	0.8
1/4	4-12	1.6	250	HB40A214	General Purpose Enclosure	1.6
	4-12	1.6	250	HB46A214	Open Frame	0.8
	8-25	1.8	250	HB30A214	General Purpose Enclosure	1.6
	8-25	1.8	250	HB36A214	Open Frame	0.8
	20-50	2.4	250	HB26A214	Open Frame	0.8
	40-120	7.0	250	HC20A214	General Purpose Enclosure	1.6
	40-120	7.0	250	HC26A214	Open Frame	0.8

P Series Pressure Switches 1/4"

Transducer Pipe Size (in)	Switch Pressure Operating Range (psi)	Proof Pressure (psi)	Minimum Deadband (psi)	Separation Range (psi)	Enclosure Type	Pressure Switch Catalog Number and Order Code	Approx. Shipping Weight (lbs.)	Transducer Part Number and Order Code					Approx. Shipping Weight (lbs.)
								Air or Gas	Air, Gas, or Oil	Water, Air, Oil, or Gas	Corrosive Fluids		
								Nylon & NBR	AL & NBR	BR & NBR	All 316 SS	316 SS & FKM	
Adjustable Deadband													
1/4	2-18	60	1.8	-	GP	PA20A	2	-	RD20A11	RD20A21	-	-	1.0
	4-36	150	4.0	-	GP	PA20A	2	-	RE20A11	-	-	-	1.0
	6-60	150	5.4	-	OF	PA16A	1.3	RE10A71	-	RE10A21	-	-	1.0
	6-60	150	5.4	-	GP	PA10A	2	RE10A71	-	RE10A21	-	-	1.0
	6-60	150	5.4	-	WT	PA11B	2.5	RE10A71	-	RE10A21	-	-	1.0
	10-100	200	9	-	OF	PA16A	1.3	RF10A71	RF10A11	RF10A21	RF10A44	RF10A42	1.0
	10-100	200	9	-	GP	PA10A	2	RF10A71	RF10A11	RF10A21	RF10A44	RF10A42	1.0
	10-100	200	9	-	WT	PA11B	2.5	RF10A71	RF10A11	RF10A21	RF10A44	RF10A42	1.0
	20-200	400	18	-	OF	PA16A	1.3	-	RG10A11	RG10A21	-	-	1.0
	20-200	400	18	-	GP	PA10A	2	-	RG10A11	RG10A21	-	-	1.0
	20-200	400	18	-	WT	PA11B	2.5	-	RG10A11	RG10A21	-	-	1.0
	40-400	500	36	-	OF	PA16A	1.3	-	-	RJ10A21	-	-	1.0
40-400	500	36	-	GP	PA10A	2	-	-	RJ10A21	-	-	1.0	
40-400	500	36	-	WT	PA11B	2.5	-	-	RJ10A21	-	-	1.0	
Fixed Deadband													
1/4	30"HG-14	50	1"HG	-	OF	PB26A	2	-	-	RV24A21	-	-	1.0
	30"HG-14	50	1"HG	-	WT	PB21B	2.5	-	-	RV24A21	-	-	1.0
	0-9	60	.4	-	OF	PB36A	1.3	-	-	RD30A21	-	-	1.0
	0-9	60	.4	-	WT	PB31B	2.5	-	-	RD30A21	-	-	1.0
	2-18	60	.4	-	GP	PB20A	2	-	RD20A11	RD20A21	-	-	1.0
	2-18	60	.4	-	WT	PB21B	2	-	RD20A11	RD20A21	-	-	1.0
	2-18	60	.4	-	OF	PB26A	1.3	-	RD20A11	RD20A21	-	-	1.0
	2-18	100	.6	-	OF	PB36A	1.3	-	-	-	RE30A44	-	1.0
	2-18	100	.6	-	WT	PB31B	2.5	-	-	-	RE30A44	-	1.0
	4-36	150	.7	-	GP	PB20A	2	-	RE20A11	-	-	-	1.0
	4-36	150	.7	-	WT	PB21B	2	-	RE20A11	-	-	-	1.0
	4-36	150	.7	-	OF	PB26A	1.3	-	RE20A11	-	-	-	1.0
	6-60	150	.9	-	OF	PB16A	1.3	RE10A71	-	RE10A21	-	-	1.0
	6-60	150	.9	-	GP	PB10A	2	RE10A71	-	RE10A21	-	-	1.0
	6-60	150	.9	-	WT	PB11B	2.5	RE10A71	-	RE10A21	-	-	1.0
	10-100	200	1.5	-	OF	PB16A	1.3	RF10A71	RF10A11	RF10A21	RF10A44	RF10A42	1.0
	10-100	200	1.5	-	GP	PB10A	2	RF10A71	RF10A11	RF10A21	RF10A44	RF10A42	1.0
	10-100	200	1.5	-	WT	PB11B	2.5	RF10A71	RF10A11	RF10A21	RF10A44	RF10A42	1.0
	20-200	400	3.0	-	OF	PB16A	1.3	-	RG10A11	RG10A21	-	-	1.0
	20-200	400	3.0	-	GP	PB10A	2	-	RG10A11	RG10A21	-	-	1.0
	20-200	400	3.0	-	WT	PB11B	2.5	-	RG10A11	RG10A21	-	-	1.0
	40-400	500	6	-	OF	PB16A	1.3	-	-	RJ10A21	-	-	1.0
	40-400	500	6	-	GP	PB10A	2	-	-	RJ10A21	-	-	1.0
	40-400	500	6	-	WT	PB11B	2.5	-	-	RJ10A21	-	-	1.0
Two-Stage Fixed Deadband													
1/4	4-36	150	2.0	3.6	WT	PC21B	2.5	-	RE20A11	-	-	-	1.0
	6-60	150	2.4	6.0	GP	PC10A	2	RE10A71	-	RE10A21	-	-	1.0
	6-60	150	2.4	6.0	WT	PC11B	2.5	RE10A71	-	RE10A21	-	-	1.0
	10-100	200	4	10	GP	PC10A	2	RF10A71	RF10A11	RF10A21	RF10A44	RF10A42	1.0
	10-100	200	4	10	WT	PC11B	2.5	RF10A71	RF10A11	RF10A21	RF10A44	RF10A42	1.0
	20-200	400	8	20	GP	PC10A	2	-	RG10A11	RG10A21	-	-	1.0
	20-200	400	8	20	WT	PC11B	2.5	-	RG10A11	RG10A21	-	-	1.0
	40-400	500	16	40	GP	PC10A	2	-	-	RJ10A21	-	-	1.0
	40-400	500	16	40	WT	PC11B	2.5	-	-	RJ10A21	-	-	1.0
60-600	2000	30	60	WT	PC21B	2.5	-	-	-	-	-	1.0	
Limited Adjustable Deadband													
1/4	100-1000	5000	65-100	-	OF	-	1.3	-	-	RL10A21	-	-	1.0
	100-1000	5000	65-100	-	GP	PG10A	2	-	-	RL10A21	-	-	1.0
	600-6000	9000	300-500	-	OF	-	1.3	-	-	-	-	RQ10B42	1.0
	600-6000	9000	300-500	-	GP	PG10A	2	-	-	-	-	RQ10B42	1.0

S Series Pressure Switches 1/4"

Pipe Size (in)	Adjustable Switch Operating Range (psi)	Proof Pressure (psi)	Minimum Deadband (psi)	Separation Range (psi)	Enclosure Type	Pressure Switch Catalog Number and Ordering Code	Approx. Shipping Weight (lbs.)	Transducer Part Number and Order Code			Approx. Shipping Weight (lbs.)
								Air, Gas, or Oil	Water, Air, Oil, or Gas	Corrosive Fluids	
								AL & NBR	BR & NBR	All 316 SS	
Adjustable Deadband											
1/4	1.0-18	100	1.1	-	GP	SA20D	3	TD20A11	-	-	1.0
	1.0-18	100	1.1	-	WT	SA21D	3	TD20A11	-	-	1.0
	1.5-36	150	2.2	-	GP	SA20D	3	TE20A11	-	-	1.0
	1.5-36	150	2.2	-	WT	SA21D	3	TE20A11	-	-	1.0
	2-60	150	3.6	-	GP	SA10D	3	-	TE10A21	-	1.0
	2-60	150	3.6	-	WT	SA11D	3	-	TE10A21	-	1.0
	2-60	150	3.6	-	EF	SA12D	3.5	-	TE10A21	-	1.0
	3-100	200	6.0	-	GP	SA10D	3	TF10A11	TF10A21	TF10A44	1.0
	3-100	200	6.0	-	WT	SA11D	3	TF10A11	TF10A21	TF10A44	1.0
	3-100	200	6.0	-	EF	SA12D	3.5	TF10A11	TF10A21	TF10A44	1.0
	6-200	400	12	-	GP	SA10D	3	-	TG10A21	-	1.0
	6-200	400	12	-	WT	SA11D	3	-	TG10A21	-	1.0
6-200	400	12	-	EF	SA12D	3.5	-	TG10A21	-	1.0	
Fixed Deadband											
1/4	2-60	150	1.5	-	EF	SB12D	3.5	-	TE10A21	-	1.0
	3-100	200	2.5	-	WT	SB11D	3	TF10A11	TF10A21	TF10A44	1.0
	3-100	200	2.5	-	EF	SB12D	3.5	TF10A11	TF10A21	TF10A44	1.0
	6-200	400	5.0	-	WT	SB11D	3	-	TG10A21	-	1.0
	6-200	400	5.0	-	EF	SB12D	3.5	-	TG10A21	-	1.0
Two-Stage Fixed Deadband											
1/4	2-60	150	2.2	6	WT	SC11D	3	-	TE10A21	-	1.0
	3-100	200	3.5	10	WT	SC11D	3	TF10A11	TF10A21	TF10A44	1.0
	6-200	400	7.0	20	WT	SC11D	3	-	TG10A21	-	1.0
Manual Reset on Decreasing Pressure											
1/4	2-60	150	3.6	-	GP	SD10D	3	-	TE10A21	-	1.0
	3-100	200	6.0	-	GP	SD10D	3	TF10A11	TF10A21	TF10A44	1.0
	6-200	400	12	-	GP	SD10D	3	-	TG10A21	-	1.0

P Series Temperature Switches 1/2"

Pipe Size (in)	Adjustable Operating Range °F	Rated Overrange Temp °F	Deadband Type	Deadband Range °F	Temperature Switch Catalog Number and Order Code		Temperature Transducer Catalog Number and Order Code	
					Open Frame	General Purpose	Copper	316 SS
1/2	50-160	260	Limited Adjustable	6-12	-	PG10A	KF10A1	-

Order Code	Description
PP03	P Series Mounting Bracket
QP01	Temperature Transducer 1/2" Brass S Union
SP02	S Series Pressure Switch Adjustment Nut Cover
TA31A11	S Series Replacement Pressure Transducer

How to Order P and S Series Pressure Switches

1. Review the operating specifications.
2. Select the Pressure Switch Order Code corresponding to the desired operation.
3. **Read across** and select the Transducer **Order Code** for the compatible fluid.
4. Pressure Switch and Transducer unit have to be ordered separately.
5. The third digit of each of the catalog numbers must be identical e.g., PA36A and RD30A11.

Components will ship separate; minor field assembly is required.

Accessories – Flow control device accessories designed to optimize your flow control process.

- Flow Control Devices – Limit volume of media flow
- Pipe Line Strainers – Prevent contaminant from flowing downstream
- Quick Exhaust/Shuttle Valves – High flow interim valve for faster air flow
- Check Valves – Prevent reverse direction media flow
- DIN Connectors – Used with ASCO DIN solenoids to reduce installation and maintenance time
- Electronic Timer – Electric signal control based on adjustable timing inputs
- Muffler – Exhaust noise suppression device and debris prevention

Adjustable Flow Control

Pipe Size (in)	Orifice Size (in)	Cv Flow Factor		Opening Pressure (psi)	Maximum Operating Pressure Differential (psi) Air-Inert Gas, Water, and Light Oil	Max. Fluid Temp. °F	Catalog Number	Order Code
		Meter Flow	Free Flow					
Forged Brass Body								
1/4	3/8	.22	1.2	1	300	180	V022A001	00038
3/8	3/8	.90	1.4	1	300	180	V022 002	00035
1/2	7/16	1.2	2.6	1	300	180	V022 003	00036



Pipe Line Strainer

Pipe Size (in)	Cv Flow Factor	Screen Mesh Size	Total Free Hole Area (in.²)	Particle Retention Size		Blow-Off Pipe Size (in)	Max. Fluid Temp. °F	Safe Working Pressure (psi)	Catalog Number	Order Code
				Microns	Inches					
CA Body with Stainless Steel Strainer Element and NBR Seals										
①	.50	80x80	.116	178	.007	-	130	175	PKG8604 002	02160
Forged Brass Body with Stainless Steel Strainer Element and PTFE or FKM Seals										
1/4	1.7	60x60	.325	155	.0061	-	400	750	8600A002	02141
1/2	2.6	100x100	.50	140	.0055	-	400	750	8600A014	02143
3/4	4.7	100x100	.75	140	.0055	-	400	750	8600A015	02144

① 1/4" OD compression fittings not supplied.



Quick Exhaust/Shuttle Valves

Pipe Size (in)	Cv Flow Factor		Opening Pressure (psi)	Maximum Operating Pressure Differential (psi)	Max. Air Temp. °F	Catalog Number	Body Material	Order Code
	Pressure to Cylinder	Cylinder to Exhaust						
1/4	0.8	1.0	5	125	125	V043 006	ZN	00044
1/4	2.0	2.0	5	125	125	V043 001	ZN	00039
3/8	3.5	4.5	5	125	125	V043 002	ZN	00040



Check Valves

Pipe Size (in)	Orifice Size (in)	Cv Flow Factor	Opening Pressure (psi)	Maximum Operating Pressure Differential (psi) Air-Inert Gas, Water, and Light Oil	Max. Fluid Temp. °F	Catalog Number	Order Code
Forged Brass Body with NBR Disc							
1/4	9/32	.70	1	150	200	V012 001	00028
3/8	3/8	1.2	1	150	200	V012 002	00029
1/2	7/16	2.5	1	150	200	V012 003	00030
3/4	1/2	3.6	1	150	200	V012 004	00031



Din Connectors

Description	Orientation	Rotatable	Order Code
Size 11 mm, Form B			
1/2" conduit	Ground Down	180°	290413-001
PG 9 cable gland ①	Ground Down	180°	290414-001
Size 18 mm, Form A			
1/2" conduit	Ground Down	90°	290410-001
PG 11 cable gland	Ground Down	90°	290411-001
6' leads with North American outlet plug	Ground Up	-	272852
PG 11 cable gland for ASCO Timer Drain Valve	Ground Up	90°	272873

① Available in 10 pack as order code 226061-001-*



Electronic Timer

Supply Voltage	Max. Current Consumption	Max. Ambient Temp. °F	Switch Capacity	Inrush Current Capacity	Repeat Accuracy	Scale Accuracy	Adjustable On Time	Adjustable Off Time	Catalog Number and Order Code
24-240V AC/DC 50/60 Hz	4 mA	122	1 Amp	10 Amps for 10 mSec	+/- 0.1%	+/- 10%	2 - 40 Sec	30 Sec to 45 Min	272839-001



Muffler

Pipe Size (in)	Body Material	Catalog Number and Order Code
1/8	BR	264645-001
1/4	BR	264645-002



Prefix/Suffix Definitions

Prefix	
D	Shielded Core Design
EF	Explosionproof Enclosure
EV	Explosionproof Enclosure in Stainless Steel
HB	High Temperature Leaded Coil, Class H
HC	Battery Charging Circuits (125 or 250 DC), Class H
HT	High Temperature Leaded Coil, Class H
IS	Intrinsically Safe
J	Wiring Box
JB	Wiring Box with Leads
KF	Screw Terminals, Class F
OF	Open Frame Enclosure
P	Panel Mount
SC	DIN Enclosure (ISO 4400/DIN 43650), Class F (Class H High Temperature for 2, 11, 11.9, 17, and 22.9 watts)
SD	DIN Enclosure (ISO 4400/DIN 43650), Class F
SF	Spade Coil, Class F
SM	Spade Coil, Class B
SP	Spade Enclosure, Class F
SU	DIN Enclosure (ISO 4400/DIN 43650), High Temperature, Class H
U	Open Frame Enclosure
WB	Thermoplastic Encapsulated Watertight Junction Box
WT	Watertight Enclosure
X	Special Construction, varies with TPL number

Suffix	
B	LP Gas Service
C	Position Indication Switch
E	Ethylene Propylene (EPDM)
F	Valve Operation Type (Normally Closed)
HW	Hot Water Construction
L	Metal Seat
LT	Low Temperature Construction
M	Metered Flow Control
MO	Manual Operator, Momentary
MS	Manual Operator, Screw Type
N	Oxygen Service
P	Dry Gas, Non-Lubricated Air
Q	Long Life, Quiet Design
R	Resilient Seating
T	Polytetrafluorethylene (PTFE)
U	Valve Operation Type (Universal)
V	Fluorocarbon (FKM)
VH	Vacuum (High) Construction
VI	Visual Indicator
VM	Vacuum Service (Medium)

Coil Specifications

Maximum Ambient Temperature Ratings for ASCO Coils ①					
Wattage ③	UL Approved Class F Temp. °F	Design Limit Class F Temp. °F	UL Approved Class H Temp. °F	Design Limit Class H Temp. °F	UL Approved and Design Limit Type 7 & 9 Temp. °F ②
0.5	-	-	-	158	-
0.65	-	-	-	77	-
1.6	122	122	-	-	-
2.0	-	-	-	158	-
2.5	140	140	-	-	-
3.0	125	125	-	-	-
5.9	125	125	-	-	-
6.0	-	-	125	125	-
6.1	125 ④	245	140	284	140
6.3	135	135	-	-	104
6.5	104	104	-	-	-
6.9	77	77	131 ④	131 ④	104
9.1	125 ④	173	-	-	-
10.0	140	140	-	-	-
10.1	125 ④	245	140	284	140
11.2	140	140	-	-	-
10.6	125	125	131 ④	131 ④	104
11.6	104	104	131 ④	131 ④	104
12.0	131	131	-	-	104
12.1	-	125	-	-	-
13.8	-	125	-	140	-
14.9	77	77	104	104	-
15.4	77	171	104	213	104
16.1	-	-	140	284	140
16.7	104	104	104	104	104
17.1	131 ④	245	-	212	140
20.0	77	125	-	-	104
20.1	-	173	-	212	140
22.6	104	104	131 ④	131 ④	-
24.6	-	-	104	104	104
28.0	-	-	-	-	104
28.2	125	125	-	-	-
30.6	-	-	77	-	104

① Temperature ratings based on fluids at standard temperature.
 ② 104°F for Zone G.
 ③ For information on 0.44 and 1.4 watt valves please see Catalog 35.
 ④ 131°F for 8262H, 8263H, and 8314H series only.

Abbreviations and Symbols

Abbreviation Descriptions	
AL	Aluminum
BR	Brass
BZ	Bronze
CA	Acetal, Celcon, Delrin
EPDM	Ethylene Propylene
FKM	Fluorocarbon Elastomer
GP	General Purpose (Enclosure Type)
LED	Light Emitting Diode
NBR	Nitrile Butylene
NC	Normally Closed (Operation Type)
NO	Normally Open (Operation Type)
NPBR	Nickel Plated Brass
OF	Open Frame (Enclosure Type)
PA	Poly Amide
PA+FV	Glass Filled Poly Amide
PBT	Polybutylene Terephthalate
PC	Polycarbonate
PE	Polyethylene
PEEK	Polyetheretherketone
PL	Plastic
PTFE	Polytetrafluoroethylene
POM	Poly Oxymethylene
SPDT	Single Pole Double Throw (Mechanical Switch Type)
SS	Stainless Steel
U	Universal (Operation Type)
UNF	Unified National Fine (Thread type)
UR	Urethane
VDR	Varistor for Surge Suppression
WT	Watertight (Enclosure Type)
ZN	Zinc
○	Safety Shutoff
●	General Service
□	Recognized Solenoid

General Information on Elastomer Materials Frequently Used

NBR (Buna “N”, Nitrile)

NBR is commonly referred to as a nitrile rubber and is the standard synthetic elastomer for accomplishing resilient-type seating or sealing in ASCO valves. It has excellent compatibility for most air, water, and light oil applications. It has a useful temperature range of 0°F to 180°F (-18°C to 82°C).

EPDM (Ethylene Propylene)


EPDM is selected for applications above the NBR temperature range, such as handling hot water and steam. Ethylene propylene has an extremely wide range of fluid compatibility, but has the distinct disadvantage that it cannot be used with petroleum-based fluids or contaminated fluids (such as lubricated air). It has a useful temperature range of -10°F to 300°F (-23°C to 149°C).

FKM

FKM is a fluorocarbon elastomer primarily developed for handling such hydrocarbons as jet fuels, gasolines, solvents, etc., which normally cause detrimental swelling to NBR. FKM has a high temperature range similar to EPDM, but with the advantage of being somewhat more resistant to “dry heat.” FKM has a wide range of chemical compatibility. It has a useful temperature range of 0°F to 350°F (-18°C to 177°C).

PTFE

PTFE, and PTFE with fillers are considered more a plastic than a resilient-type material. They are virtually unattacked by any fluid. Their temperature usage has ranged from discs for cryogenic valves to discs for steam valves. They are not easily fabricated and are known to have “cold flow” characteristics which may contribute to objectionable leakage, particularly on gases.



Global Contacts

Australia

Tel (61) 2-9-451-7077

Brazil

Tel (55) 11-4208-1700

Canada

Tel (1) 519-758-2700

China

Tel (86) 21-3395-0000

France

Tel (33) 1-47-14-32-00

Germany

Tel (49)-7237-9960

Japan

Tel (81) 798-65-6361

Mexico

Tel (52) 55-5809-5640

Singapore

Tel (65) 6556-1100

United Kingdom

Tel (44) 1695-713600